



GRAVITA INDIA LTD.

Corp. Office :Gravita Tower, A-27 B, Shanti Path,
Tilak Nagar, JAIPUR-302004, Rajasthan (INDIA)
Phone : +91-141-2623266, 2622697 FAX : +91-141-2621491
Web : www.gravitaindia.com
CIN:- L29308RJ1992PLC006870

25th July, 2023
GIL/2023-24/063

To,

The BSE Limited Phiroze Jeejeebhoy Towers Dalal Street, Mumbai- 400 001 Fax No.: 022-22721919 Scrip Code- 533282	The Listing Department The National Stock Exchange of India Ltd. Exchange Plaza, C-1, Block G, Bandra- Kurla Complex Bandra(east) Mumbai- 400 051 Fax No.: 022-2659 8120 Company Code- GRAVITA
--	---

Dear Sir / Madam,

Subject: Submission of copy of Newspaper Advertisement of Financial Results

Pursuant to Regulation 47(3) of Securities and Exchange Board of India (Listing Obligations and Disclosure Requirements) Regulations, 2015. We hereby enclosed copies of newspaper advertisement published regarding extract of Un-Audited Financial Results for the quarter ended 30th June, 2023 in following newspaper:

1. Economic Times (English Edition)
2. Business Standard (English Edition)
3. Financial Express (English Edition)
4. Nafa Nuksan (Hindi Edition)
5. Business Remedies(Hindi edition)

This is for your information and record.

Yours Faithfully
For **Gravita India Limited**



Nitin Gupta
Nitin Gupta
(Company Secretary)
FCS-9984

Encl: As above

Regd. Office:

'SAURABH', Chittora Road, Diggi-Malpura Road
Tehsil: Phagi, JAIPUR- 303 904, Raj. (INDIA)
Phone: +91-141-2623266, 2622697 FAX : +91-141-2621491
Email: companysecretary@gravitaindia.com

We Recycle to Save Environment

ENTIRE BLOCK TO BE CLEARED BY MARCH 31

I-T Dept Sends 100,000 Notices Over Under-reported Income

All are for individuals' returns filed 4-6 years ago: FM; It's for ₹50L+ annual income: Officials

Our Bureau
New Delhi: Finance Minister Nirmala Sitharaman Monday said that the income tax department has sent one lakh notices in cases where assesses have either not declared income or have under-reported income.
Without giving specific details, she said that all these cases are for old returns filed 4-6 years earlier and the department will complete these notices by March 31, 2024.
"One lakh notices are sent where information is available that income is more than what you have filed, or there are reasons to believe that income has been understated or where they have not filed it and information is there that they should have filed it," Sitharaman said.
She was speaking at the 164th Income Tax Day celebrations.



"I want to convey that these are not just being thoughtlessly sent and I have been assured by the chairman CBDT (Central Board of Direct Taxes) that by March 2024, this entire block will be cleared," Sitharaman added.
Officials later confirmed that the notices were sent during the last 14 months and mostly to people with annual income over ₹50 lakh. Under income tax law, officers

can reopen past assessments of up to six years.
Sitharaman further said that the CBDT in May 2023 completed a scrutiny assessment of the 55,000 notices which they had sent pursuant to a Supreme Court judgement.
"The board today is not sitting over notices which have been issued and it is not a place where people are gaming the system; there is a clear-cut approach,"

Sitharaman added.
She added that earlier taxpayers had to keep records for 10 years but now tax assessment cannot be opened after six years.
"In 4th, 5th and 6th year, they (tax officers) reopen the assessment only under certain situations," Sitharaman said.
FM said technology is the answer to most problems and it has helped in catching tax evasion but also is helping in assuring taxpayers a transparent, objective and friendly income tax regime.
CBDT Chairman Nitin Gupta added 7% of the assesses who filed income tax returns this year are new taxpayers and their number is expected to go up further by July 31.
He also added that the income tax department is trying to process all the income tax returns (ITRs) by early next month, and the refunds will be subsequently issued.

CO LIABLE TO BE VIEWED AS PAYMENTS SYSTEM OPERATOR: HC

'PayPal Must Follow Reporting Entities' Rules Under PMLA'

Court quashes penalty for allegedly flouting money laundering rules

Indu.Bhan@timesgroup.com

New Delhi: In a judgement that will have serious implications on intermediaries in the payments ecosystem, the Delhi High Court on Monday held that US online payment platform PayPal is "liable to be viewed as a payment system operator" and consequently obliged to comply with reporting entity obligations under the money-laundering law.
Justice Yashwant Varma partly upheld the Financial Intelligence Unit - India's (FIU-IND) December 17, 2020 order that directed the company to register itself as a reporting entity with it, as well as appoint a principal officer and director for communication. However, the court quashed a monetary penalty imposed on the company for alleged violations of the provisions of the Prevention of Money Laundering Act (PMLA), saying

it was "imperative for FIU-IND to have recorded reasons in justification of the levy of the maximum penalty provided under the statute" and thus such penalty cannot be sustained.
"Any system which enables the transfer of money between two ends would thus appear to fall within the ambit of the expression payment system. The court thus finds no justification to restrict the application of the expression payment system only to those entities which may be directly or undeviatingly engaged in the handling or transferring of funds... Undoubtedly, the technology on which the platform of PayPal rests enables the transfer of money between

parties at different ends," it said.
The HC noted that when the petition was entertained in January 2021, there was perceptible incompatibility between the stand taken by FIU-IND and the Reserve Bank of India and this had led to the constitution of a committee of experts. "This too would seem to indicate that the issues raised by PayPal were not free from doubt and that its challenge was founded, prima facie, raise triable questions," Justice Varma wrote in his 174-page judgement.
While PayPal argued that it was simply a facilitator of financial transactions between registered banks, charging only a small amount, and only a bank or authorised dealer of foreign exchange would be a reporting entity, the FIU alleged that the online gateway had contravened the provisions of the money-laundering law and concealed financial transactions.

Quality Norms Issued for Nuts and Bolts

New Delhi: The government on Monday said it has issued mandatory quality norms for nuts, bolts and fasteners to curb the import of sub-standard goods and boost domestic manufacturing of these products.
A notification in this regard was issued by the Department for Promotion of Industry and Internal Trade (DPIIT) on July 21. These items under The Bolts, Nuts and Fasteners (Quality Control) Order, 2023, cannot be produced, sold/traded, imported and stocked unless they bear the Bureau of Indian Standards (BIS) mark, the notification stated.
Now, manufacturing, storing and sale of non-BIS certified products are prohibited as per the BIS Act, 2016. Violation of the provision of the BIS Act can attract imprisonment of up to two years or a fine of at least ₹2 lakh for the first offence.
In case of second and subsequent offences, the fine will increase to a minimum of ₹5 lakh and extend up to 10 times the value of goods or articles. "It will come into effect six months from the date of publication of the notification... enhance public health and safety of consumers," the commerce and industry ministry said. —PTI



Parliament Watch

DBT, Reforms Helped Save ₹2.16 L cr in 5 Yrs

The government has saved ₹2.16 lakh crore over five years through FY22 by resorting to direct benefit transfers and other governance reforms, the finance ministry said. In a written reply in the Lok Sabha, minister of state for finance Pankaj Chaudhary said the savings were to the tune of ₹50,125 crore in FY22, against ₹44,572 crore a year earlier. "DBT and other governance reforms have led to removal of duplicate/fake beneficiaries and plugging of leakages etc. as a result of which the government is able to target the genuine and deserving beneficiaries," Chaudhary said.

Over 70% Returns Filed in FY23 Have Zero Tax Liability

The Centre on Monday told parliament that out of the total 7.4 crore income tax filed in the financial year 2022-23, 5.16 crore tax return or over 70% tax returns were of zero tax liability. The highest number of zero tax liability returns were filed from Maharashtra of 74.41 lakh, followed by 59.91 lakh taxpayers from Gujarat and 52.73 lakh from Uttar Pradesh. Similarly, for 2021-22 fiscal, over 6.94 crore ITRs were filed, of which over 5.05 crore had zero tax liability. Over 6.72 crore and 6.47 crore ITRs were filed in 2020-21 and 2019-20 fiscal years of this, over 4.84 crore and 2.90 crore assesses had zero tax liability.
"There has been a 6.18% increase in the number of persons filing Income Tax Returns in F.Y. 2022-23 as compared to persons in F.Y. 2021-22," Finance Minister Nirmala Sitharaman said in written reply in the Lok Sabha. India's gross direct tax collection grew 20.33% to over ₹19.68 lakh crore in 2022-23 fiscal.

₹42kcr Unclaimed Deposits in Fund

The government informed the Lok Sabha that unclaimed deposits in banks which have been transferred to Depositor Education and Awareness Fund have touched ₹42,000 crore. Minister of state for finance Bhagwat Karad said RBI has announced to set up a Centralised Web portal for public to search unclaimed deposits across multiple banks. "As a result of various steps undertaken to return the unclaimed deposits to their rightful owners/claimants, total ₹5,729 crore has been transferred from DEA Fund to banks towards refund of settling unclaimed deposits, in last five-years," he noted.



No Plan for Now to Extend Deadline for ₹2,000 Note Deposits

The finance ministry on Monday said it's not considering, at the moment, any proposal to extend the September 30 deadline for people to deposit ₹2,000 notes with banks.
Responding to a question in the Lok Sabha, minister of state for finance Pankaj Chaudhary said in a written reply: "At present, this matter (deadline extension) is not under consideration." As such, the ₹2,000 notes made up only 2.51% of the total bank notes at the end of June, he said, citing the Reserve Bank of India data.
The value of these notes in circulation was just ₹0.84 lakh crore as of June 30, he added.
The minister also said the government has no plan to demonetise other high-denomination currency notes.

30.3 mt Steel Consumed, 33.6 mt Produced in Apr-Jun

India has consumed 30.29 million tonnes (mt) of steel in the current financial year from April-June 2023. Responding to a query in the Rajya Sabha, Minister of State for Steel, Fagga Singh Kulaste said that export of steel from India stood at 2.05 mt, while total domestic production stood at 33.63 mt during the period under review. He said that decisions related to steel production, domestic consumption and export are taken by the individual steel producers on the basis of market demand and other commercial considerations.

Scheduled Commercial Banks' NPAs Decline

The government on Monday informed the Lok Sabha, that as per Reserve Bank of India provisional data, gross NPAs of Scheduled Commercial Banks have declined in the last five years from ₹10.36 lakh crore (gross NPA ratio of 11.18%) in March 2018 to ₹5.71 lakh crore (gross NPA ratio of 3.87%) as on March 2023.
Comprehensive steps have been taken by the Government and RBI to recover and to reduce NPAs, which has enabled an aggregate recovery in NPAs including from written-off loans of ₹7,15,507 crore in SCBs during the last five financial years. In reply to another question, the government stated that as on June 30, 2023, loans amounting to ₹13,233 crore to MSMEs supported under ECLGS have turned NPA, which constitutes 5.45% of the total MSME loan amount of ₹2.42 lakh crore guaranteed under ECLGS. "This is considered reasonable keeping in view the severity of the impact that the pandemic has had on businesses, particularly for MSME enterprises," said minister of state for finance Bhagwat Karad.

122 Projects of Critical Mineral Exploration by GSI

The Geological Survey of India (GSI) has already undertaken 122 projects of critical mineral exploration in the current financial year 2023-24. This data was shared by Minister for Mines, Coal, and Parliamentary Affairs, Prahad Joshi in the Rajya Sabha. GSI's critical mineral exploration projects stood at 123 in the previous financial year 2022-23. Responding to a query in the house, Joshi also said the centre has released a list of 30 critical minerals for India.
He said Khanij Bidesh India Ltd. (KABIL), a joint venture of public sector undertakings, targets to identify and acquire overseas mineral assets of critical and strategic nature such as Lithium, Cobalt, and others, so as to ensure supply side assurance. KABIL has engagements with countries like Argentina, and Australia to acquire critical and strategic minerals assets.

GRAVITA

AN INDIAN MULTINATIONAL COMPANY

GLOBAL FOOTPRINT
Network Spread Over
70+ Countries
Across 5 Continents

12 ECO CONSCIOUS
State-of-the-art
Manufacturing Facilities

RECYCLING DNA
30 Years | 5 Business Verticals |
Providing Turnkey Solutions &
Consultancy for Recycling
Industry

Recycling For a Better TOMORROW

At Gravita, we understand that responsible recycling not only creates sustainable value for the green economy but also for all our stakeholders. we have maintained a growth trajectory and are confident to keep progressing on our vision:

"To be the most valuable company in the recycling space globally."

Revenue +21%
Q1 FY23: 580 | Q1 FY24: 703

EBITDA +24%
Q1 FY23: 65 | Q1 FY24: 80

PAT +22%
Q1 FY23: 43 | Q1 FY24: 52

Statement of Consolidated Unaudited Financial Results for the Quarter Ended 30th June, 2023 (Rs in Crores)

S. No	Particulars	Quarter Ended 30.06.2023		Quarter Ended 31.03.2023		Year Ended 31.03.2023	
		UNAUDITED	AUDITED	UNAUDITED	AUDITED	UNAUDITED	AUDITED
1	Total Income from operations (Net)	726.74	772.06	630.01	2,893.68		
2	Net Profit/(Loss) for the period (Before Tax, Exceptional and/or Extraordinary Items, Share of Loss of Associate)	61.16	69.77	49.97	227.59		
3	Net Profit/(Loss) for the period before Tax (After Exceptional and/or Extraordinary Items)	61.16	69.77	49.97	227.59		
4	Net Profit/(Loss) for the period After Tax (After Exceptional and/or Extraordinary Items)	52.55	63.99	44.65	204.09		
5	Total Comprehensive Income for the period	50.19	52.55	40.80	203.75		
6	Equity Share Capital (Face value per share Rs 2/-)	13.81	13.81	13.81	13.81		
7	Reserves (excluding Revaluation Reserve)				575.12		
8	Earnings Per Share (After Tax & minority interest) (of Rs 2/- each)						
	(a) Basic:	7.70	9.43	6.28	29.72		
	(b) Diluted:	7.70	9.43	6.28	29.72		

Key Numbers of Unaudited Standalone Financial Results (Rs in Crores)

	30.06.2023	31.03.2023	30.06.2022	31.03.2023
1	653.87	696.36	503.10	2,524.39
2	47.94	52.84	20.28	116.25
3	38.72	51.07	16.33	101.15

RELAXO FOOTWEARS LIMITED

Regd. Office: Aggarwal City Square, Plot No. 10, Manglam Place, District Centre, Sector-3, Rohini, Delhi-110085 (India), Phones: 91-11-46800600, 46800700, Fax No.: 91-11-46800692
E-mail: fl@relaxofootwear.com, Website: www.relaxofootwear.com
CIN: L74899DL1984PLC019097

EXTRACT OF UNAUDITED FINANCIAL RESULTS FOR THE QUARTER ENDED JUNE 30, 2023

(₹ in Crore)

Particulars	Quarter Ended		Year Ended
	30.06.2023	30.06.2022	31.03.2023
	Unaudited		Audited
1. Total Income from Operations	746.09	671.32	2801.34
2. Net Profit for the period before tax (before Exceptional and Extraordinary Items)	75.77	53.58	210.01
3. Net Profit for the period before tax (after Exceptional and Extraordinary Items)	75.77	53.58	210.01
4. Net Profit for the period after tax (after Exceptional and Extraordinary Items)	56.32	38.67	154.47
5. Total Comprehensive Income for the period [Comprising Profit for the period (after tax) and Other Comprehensive Income (after tax)]	56.81	38.60	156.43
6. Equity Share Capital	24.89	24.89	24.89
7. Reserves excluding revaluation reserve	-	-	1830.16
8. Earnings Per Equity Share of Face Value of ₹ 1/- each (in ₹)			
Basic	2.26	1.55	6.21
Diluted	2.26	1.55	6.21

Note: The above is an extract of the detailed format of Quarterly Unaudited Financial Results filed with the Stock Exchanges under Regulation 33 of the SEBI (Listing Obligations and Disclosure Requirements) Regulations 2015. The full format of the Quarterly Unaudited Financial Results are available on the Stock Exchange websites, www.nseindia.com and www.bseindia.com and on the Company's website www.relaxofootwear.com.

Extract of the Un-audited Financial Results for the quarter ended June 30, 2023
(Rupees in Lakhs)

Sr No	Particulars	Quarter ended	Quarter ended	Year ended
		June 30, 2023	June 30, 2022	March 31, 2023
		Unaudited	Unaudited	Audited
1.	Total Income from Operations (Net)	14,438.77	8,239.89	43,648.96
2.	Net Profit / (Loss) for the period (before Tax, Exceptional and/or Extraordinary items)	1,604.42	178.63	3,469.42
3.	Net Profit / (Loss) for the period before tax (after Exceptional and/or Extraordinary items)	1,604.42	178.63	3,469.42
4.	Net Profit / (Loss) for the period after tax (after Exceptional and/or Extraordinary items)	1,200.54	137.52	2,598.40
5.	Total Comprehensive Income for the period [Comprising Profit / (Loss) for the period (after tax) and Other Comprehensive Income (after tax)]	1,200.31	136.17	2,596.84
6.	Paid up Equity Share Capital (Face Value per shares Rs. 100/- each)	25.00	25.00	25.00
7.	Reserves (excluding Revaluation Reserve)	7,318.91	3,657.93	6,118.60
8.	Net worth	7,343.91	3,682.93	6,143.60
9.	Paid up Debt Capital (Secured Debenture)	15,400.00	21,790.00	15,400.00
10.	Debt Equity Ratio	3.23	10.26	3.85
11.	Basic and diluted earning / (loss) per share (Face value of Rs. 100/- each) (in Rupee)	4,802.16	550.08	10,393.60
12.	Debenture Redemption Reserve	1,540.00	2,179.00	1,540.00
13.	Debt Service Coverage Ratio	0.37	0.45	0.30
14.	Interest Service Coverage Ratio	2.78	1.16	1.77

Notes :

- The above results have been reviewed and approved by the Board of Directors at their Meeting held on July 24, 2023. Financial Results are prepared in accordance with the Indian Accounting Standards (Ind AS) as prescribed under Section 133 of the Companies Act, 2013.
- The above is an extract of the detailed financial results for the quarter ended June 30, 2023 as filed with BSE Limited under Regulation 52 of the SEBI (Listing Obligations and Disclosure Requirements) Regulations, 2015. The full format of the said financial results are available on the websites of BSE Limited at www.bseindia.com and also on the Company's website at www.atmosphere02.co.in.
- For the items referred in under Regulation 52 (4) of the SEBI (Listing obligation and Disclosure Requirements) Regulations, 2015, the pertinent disclosures have been made to BSE Limited and can be accessed on www.bseindia.com.
- The redemption of debentures, if any in the ensuing financial year is at the option of debenture holder and hence in the opinion of the Company, the requirement of investment / deposit in accordance with the Companies (Share Capital and Debentures) Rules, 2014 is not applicable.

By order of the Board
For Atmosphere Realty Private Limited

Place : Mumbai
Date : July 24, 2023

Sd/-
Navin Makhija
Managing Director

At Gravita, we understand that responsible recycling not only creates sustainable value for the green economy but also for all our stakeholders. We have maintained a growth trajectory and are confident to keep progressing on our vision:

"To be the most valuable company in the recycling space globally."



We recycle to save environment

Revenue + 21%

Q1 FY23 580
Q1 FY24 703

EBITDA + 24%

Q1 FY23 65
Q1 FY24 80

PAT + 22%

Q1 FY23 43
Q1 FY24 52

Statement of Consolidated Unaudited Financial Results for the Quarter Ended 30th June, 2023 (Rs in Crores)

S. No	Particulars	Quarter Ended	Quarter Ended	Quarter Ended	Year Ended
		30.06.2023	31.03.2023	30.06.2022	31.03.2023
		UNAUDITED	AUDITED	UNAUDITED	AUDITED
1	Total Income from operations (Net)	726.74	772.06	630.01	2,893.68
2	Net Profit/(Loss)for the period (Before Tax,Exceptional and/or Extraordinary Items, Share of Loss of Associate)	61.16	69.77	49.97	227.59
3	Net Profit/(Loss)for the period before Tax (After Exceptional and/or Extraordinary Items)	61.16	69.77	49.97	227.59
4	Net Profit/(Loss)for the period After Tax (After Exceptional and/or Extraordinary Items)	52.55	63.99	44.65	204.09
5	Total Comprehensive Income for the period	50.19	52.55	40.80	203.75
6	Equity Share Capital (Face value per share Rs 2/-)	13.81	13.81	13.81	13.81
7	Reserves (excluding Revaluation Reserve)				575.12
8	Earnings Per Share (After Tax & minority interest)(of Rs 2/- each)				
	(a) Basic:	7.70	9.43	6.28	29.72
	(b) Diluted:	7.70	9.43	6.28	29.72
Key Numbers of Unaudited Standalone Financial Results		(Rs in Crores)			
1	Turnover (Net Sales)	653.87	696.36	503.10	2,524.39
2	Profit Before Tax	47.94	52.84	20.28	116.25
3	Profit After Tax	38.72	51.07	16.33	101.15

NOTES:

- The above is an extract of the detailed format of quarter ended results filed with the Stock Exchanges under Regulation 33 of the SEBI (Listing and other Disclosure Requirements) Regulations, 2015. The full format of the quarter ended results are available on the websites of the Stock Exchanges viz. www.bseindia.com and www.nseindia.com. The same is also available on the website of the company viz. www.gravitaonline.com
- Exception and/or Extraordinary items adjusted in the Statement of Profit and Loss in accordance with Ind-AS Rules.
- The above results have been reviewed by the Audit Committee and approved by the Board of Directors at their respective meetings held on 24th July, 2023.

Place : Jaipur
Date : 24th July, 2023

Gravita India Limited
CIN: L29308RJ1992PLC006870
Registered Office: Saurabh, Chittora Road, Harsulia Mod, Diggi Malpura Road, Tehsil - Phagi, Jaipur 303904 (Raj.)
Telephone: +91-141-4057700 | Email: companysecretary@gravitaonline.com
Website: www.gravitaonline.com

For Gravita India Limited
Sd/-
Yogesh Malhotra
Whole-time Director & CEO
DIN : 05332393

Ghar Ki Baat

Regd. Office: 9th Floor Antriksh Bhawan, 22, K. G. Marg, New Delhi-110001
Phone: 011-23445200, Email: investor.services@pnbhousing.com, Website: www.pnbhousing.com
CIN NO.: L65922DL1988PLCO33856

EXTRACT OF UNAUDITED CONSOLIDATED FINANCIAL RESULTS FOR THE QUARTER ENDED JUNE 30, 2023
(₹ in Crores)

Sl. No.	PARTICULARS	Quarter Ended 30.06.2023 (Unaudited)	Year Ended 31.03.2023 (Audited)	Quarter Ended 30-06-2022 (Unaudited)
1.	Total Income from Operations	1,707.63	6,527.33	1,410.70
2.	Net Profit for the period (Before Tax, Exceptional and Extraordinary items)	446.68	1,360.91	311.10
3.	Net Profit for the period Before Tax (after Exceptional and Extraordinary items)	446.68	1,360.91	311.10
4.	Net Profit for the period after Tax (after Exceptional and Extraordinary items)	347.32	1,046.00	234.96
5.	Total Comprehensive Income for the period {comprising Profit/(Loss) for the period (after tax) and other Comprehensive Income (after tax)}	332.29	1,123.06	245.16
6.	Paid Up Equity Share Capital	259.54	168.86	168.61
7.	Reserve (excluding Revaluation Reserves)	13,553.13	10,845.00	9,951.51
8.	Securities Premium Account	6,443.94	4,072.48	4,063.00
9.	Net Worth	13,812.67	11,013.86	10,120.12
10.	Paid up Debt Capital/Outstanding Debt	52,699.73	53,651.32	51,496.04
11.	Outstanding Redeemable Preference Shares	-	-	-
12.	Debt Equity Ratio	3.82	4.87	5.10
13.	Earnings per Share (of ₹10/- each)*			
	(1) Basic (₹)	13.64	53.21	11.96
	(2) Diluted (₹)	13.63	53.16	11.94
14.	Capital Redemption Reserve	NA	NA	NA
15.	Debenture Redemption Reserve	NA	NA	NA
16.	Debt Service Coverage Ratio	NA	NA	NA
17.	Interest Service Coverage Ratio	NA	NA	NA

* EPS for the quarters are not annualised.

Pursuant to the Right Issue of the Company, EPS for the comparative year/periods has been restated.

The key data relating to standalone financial results of PNB Housing Finance Limited is as under: (₹ in Crores)

Sl. No.	PARTICULARS	Quarter Ended 30.06.2023 (Unaudited)	Year Ended 31.03.2023 (Audited)	Quarter Ended 30-06-2022 (Unaudited)
1.	Total Income from Operations	1,698.83	6,490.55	1,404.34
2.	Profit Before Tax	451.23	1,366.81	313.43
3.	Tax Expense	98.55	310.54	75.23
4.	Net Profit After Tax	352.68	1,056.27	238.20
5.	Total Comprehensive Income for the period (comprising Profit/(Loss) for the period after tax and other Comprehensive Income after tax)	337.65	1,132.87	248.21

NOTES:

- The above-mentioned results for the quarter ended June 30, 2023 are reviewed and recommended by the Audit Committee of Board and subsequently approved by the Board of Directors at its meeting held on July 24, 2023.
- Pursuant to the Board of Directors approval dated March 09, 2022 for issue of equity shares by way of rights issue ("Rights Issue") for an amount not exceeding ₹ 2,500 Crores, the Company had filed Letter of Offer on March 29, 2023. The issue opened for subscription on April 13, 2023 and closed on April 27, 2023. The Board on May 4, 2023 approved the allotment of 9,06,81,828 fully paid-up equity shares at a price of ₹ 275 per equity share (including premium of ₹ 265/- per equity share) aggregating to ₹ 2,493.76 Crores to the eligible equity shareholders and the same has been allotted during the quarter ended June 30, 2023.
- During the quarter ended June 30, 2023, the Company has allotted 6,050 equity shares of ₹ 10 each pursuant to exercise of stock options by the employees.
- The above is an extract of the detailed format of Financial Results for the quarter ended June 30, 2023 filed with the Stock Exchanges under Regulation 33 and 52 of the SEBI (Listing Obligations and Disclosure Requirements) Regulations, 2015, as amended. The full format of Standalone and Consolidated Financial Results for the quarter ended June 30, 2023, are available on BSE (www.bseindia.com), NSE (www.nseindia.com) and the website of the Company (www.pnbhousing.com).
- For other line items referred in Regulation 52(4) and 54 of SEBI (Listing and Other Disclosure Requirements) Regulations, 2015, pertinent disclosures have been made to Stock Exchanges and available on BSE (www.bseindia.com), NSE (www.nseindia.com) and the website of the Company (www.pnbhousing.com).

For and on behalf of the Board of Directors

Date : July 24, 2023
Place : New Delhi

Girish Kousgi
Managing Director & CEO
DIN: 08524205

WE ACCEPT PUBLIC DEPOSITS AT ATTRACTIVE RATES OF INTEREST | CALL : 1800-120-8800 | SMS : PNBHFL TO 56161 | Website : www.pnbhousing.com

Sundew Properties Limited

Regd. office: Mindspace Cyberabad, S.No.64 (Part), Next to VSNL Building, Hitech City, Madhapur, Hyderabad - 500 081.
Phone : 040-66280000, CIN : U70102TG2006PLC050883



Extract of unaudited Statement of Financial Results for the quarter ended 30 June 2023

Rs. in million

Sr. No.	PARTICULARS	For the quarter ended June 30, 2023	For the quarter ended March 31, 2023	For the quarter ended June 30, 2022	For the year ended March 31, 2023
		(Unaudited)	(Unaudited)	(Unaudited)	(Audited)
1	Total Income from Operations	1,336	1,278	1,217	5,011
2	Net Profit for the period/year (before Tax)	826	781	751	3,052
3	Net Profit for the period/year (after Tax)	533	236	529	1,837
4	Total Comprehensive Income for the period/year	533	236	529	1,837
5	Paid up Equity Share Capital (Equity shares of Rs 10 each)	282	282	282	282
6	Reserves (excluding Revaluation Reserve)	-	-	-	1,421
7	Securities Premium Account	385	385	385	385
8	Net worth	2,621	2,488	2,990	2,488
9	Paid up Debt Capital/ Outstanding Debt	7,484	7,687	8,926	7,687
10	Outstanding Redeemable Preference Shares	-	-	-	-
11	Debt Equity Ratio	2.93	3.16	3.04	3.16
12	Earnings Per Share (of Rs.10/ each) (for continuing and discontinued operations) -				
	1. Basic:	18.90	8.34	18.77	65.19
	2. Diluted:	18.90	8.34	18.77	65.19
13	Capital Redemption Reserve	-	-	-	-
14	Debenture Redemption Reserve	400	400	145	400
15	Debt Service Coverage Ratio	7.15	5.83	4.54	5.21
16	Interest Service Coverage Ratio	7.73	7.05	6.96	6.78

- Notes:**
- The above is an extract of the detailed format of the Financial Results filed with Bombay Stock Exchange pursuant to Regulation 52 and 52(4) of the SEBI (Listing Obligations and Disclosure Requirements) Regulations, 2015. The full format of the financial results are available on Bombay Stock Exchange website www.bseindia.com and on Company's website at https://sundewproperties.com
 - The financial results have been prepared in accordance with the requirements of Regulation 52 and Regulation 54 of the SEBI (Listing Obligations & Disclosure Requirement) Regulations, 2015 as amended and in accordance with recognition and measurement principles of Indian Accounting Standards (Ind AS) 34 "Interim Financial Reporting" prescribed under Section 133 of the Companies Act, 2013, (the 'Act') read with Companies (Indian Accounting Standards) Rules, 2015 and other generally accepted accounting principles in India to the extent applicable.
 - The unaudited financial results for the quarter ended 30 June 2023 have been reviewed by the Audit committee and approved by the Board of Directors of the Company, at its meeting held on 24 July 2023.
 - There is no change in the accounting policies for the quarter ended 30 June 2023.

For SUNDEW PROPERTIES LIMITED

Date : 24.07.2023
Place : Mumbai

Sd/-
Director

RBL Bank targets 5% NIM this fiscal

PIYUSH SHUKLA
Mumbai, July 24

EVEN AS A MODERATE amount of deposit repricing is scheduled for Q2FY24, private sector lender RBL Bank is confident of achieving 5% net interest margin (NIM) by the end of the current financial year by focusing on high-yielding assets, MD and CEO R Subramaniakumar told FE in an interaction.

"Most of the repricing (in deposits) has happened here in Q1 and a small amount of repricing will take place in Q2 also. Nevertheless, the deposit repricing in Q2 will be offset with advances (growth in high yield loan segments) ...so if we look at 4.84% (NIM during Q1FY24) it will move up by maybe 10 basis points (bps) in Q2 and thereafter it will inch up to 5%. Thereafter, it will keep improving," the MD said.

His comments come at a time when other large private and public sector banks have witnessed a slight moderation in their NIMs in Q1FY24. RBL Bank's NIM too moderated to 4.84% during Q1FY24 from 5.01% in Q4FY23.

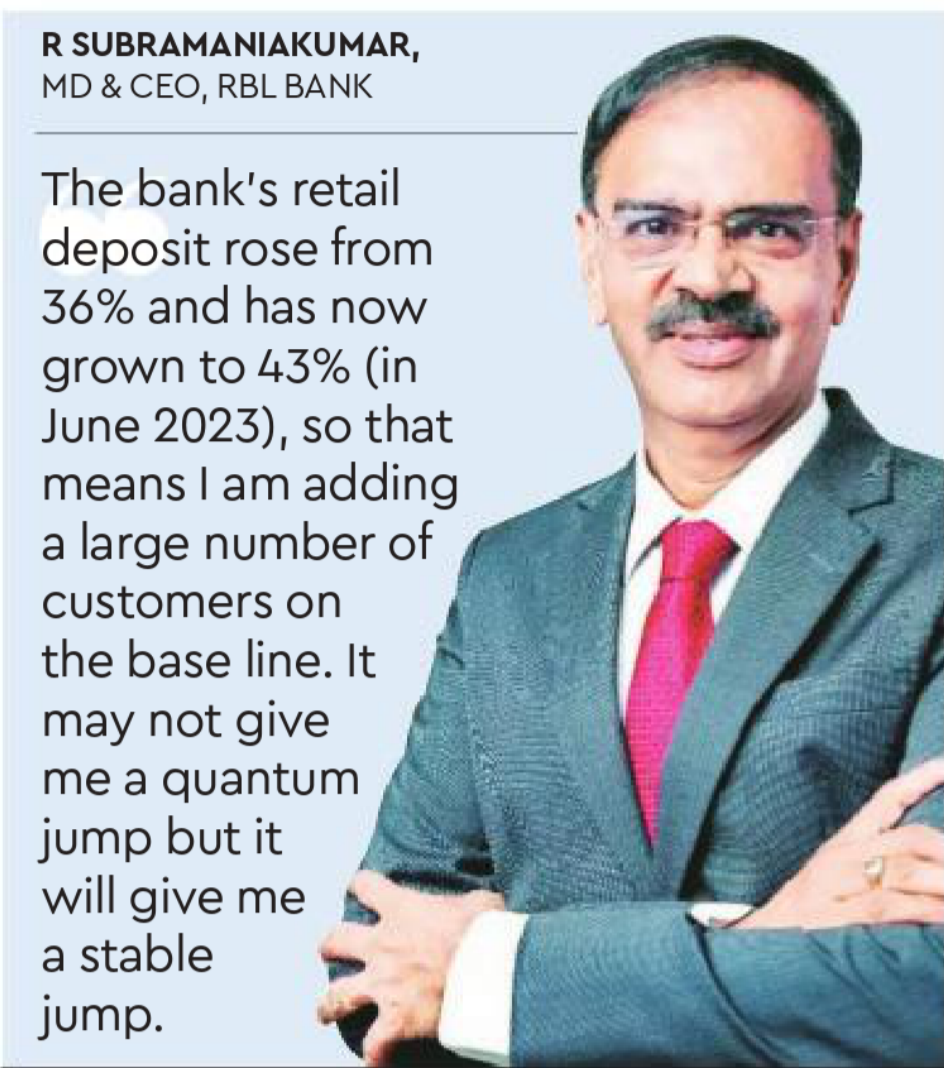
On liabilities side, the bank is planning to grow its overall deposits by 18%-20% during the current fiscal by primarily focusing on granular deposits, the MD said. The bank's overall deposits rose 8% year-on-year (YoY) to ₹5,636 crore as of June-end, of which low-cost current account and savings account accounted for ₹31,927 crore.

"The bank's retail deposit rose from 36% (in June 2022) and has now grown to 43% (in June 2023), so that means I am adding a large number of customers on the base line; we are adding a large number of smaller deposits on the base line. It may not give me a quantum jump but it will give me a stable jump," the MD said.

Going forward, the bank's strategy is to remain focused on granular deposit growth

R SUBRAMANIAKUMAR,
MD & CEO, RBL BANK

The bank's retail deposit rose from 36% and has now grown to 43% (in June 2023), so that means I am adding a large number of customers on the base line. It may not give me a quantum jump but it will give me a stable jump.



and keep increasing the share of retail deposits to 50% of overall deposits in a couple of years, the MD said. At the same time, the bank will be balancing deposit growth to 18% by exploring bulk deposits growth, which it did not focus on in the last fiscal, he said.

Further, on the advances side, the bank is aiming for a 21%-22% loan growth during the current fiscal, the MD said, adding that the lender is seeing higher demand for housing and mortgage loans, microfinance and credit card loans. The lender is also seeing demand coming for newer products, including two-wheeler and four-wheeler used vehicle loans, gold and tractor loans. The bank will soon start extending new car and education loans, he said. As of June end, the bank's overall advances stood at ₹73,087 crore, up 21% on a y-o-y basis.

Attrition rate

A host of private sector lenders, including HDFC Bank and Kotak Mahindra Bank, have

reported their attrition rates at upwards of 30% during FY23 and RBL Bank is no exception as the annual attrition rate at the bank in FY23 stood at around 30%, the MD said. The MD said a higher level of attrition is being witnessed in the entry level and sales-level employees, and also from staff which has joined the bank very recently in the past 6 months to 12 months.

In fact, the MD said after conducting a study on higher attrition rates, it was found that employees do not exit banks after being ill-treated or due to bad work culture, instead they are focusing more on working with the banks that are closer to their residential locations to cut down the travel time and increase time extended for family.

Giving a Mumbai-centric example, the MD said if somebody is having a house in Dadar and has taken up a job somewhere in Mulund, then if another bank is opening a branch in Dadar, then that provides an opportunity for the employee to make a job switch.

HDFC AMC profit rises 52% in Q1

PRESS TRUST OF INDIA
New Delhi, July 24

HDFC ASSET MANAGEMENT Company on Monday reported a 52% jump in profit after tax (PAT) at ₹477.5 crore for three months ended June 2023.

In comparison, the asset management firm posted a PAT of ₹314.2 crore in the year-ago period, HDFC AMC said in a regulatory filing.

Revenue from operations rose 10% to ₹574.5 crore in the quarter under review, from ₹521.6 crore in the April-June quarter of the preceding fiscal.

With a market share of 11.3 per cent, HDFC AMC's average assets under management (AUM) grew to ₹4.86 lakh crore in the first quarter ended June 30, 2023 from ₹4.15 lakh crore in the year-ago period.

The company serves a mutual fund customer base of 71 lakh individuals, with a total of 122 lakh live accounts.

Gift Nifty Monday turnover at \$8.5 billion

PRESS TRUST OF INDIA
New Delhi, July 24

GIFT NIFTY DERIVATIVES on NSE International Exchange (NSE IX) on Monday witnessed a record first session single day trading activity of over 2.14 lakh contracts with a turnover of \$8.5 billion.

This is a significant growth compared to the first-day full-scale operations volume of 33,570 contracts with a turnover of \$1.21 billion, the exchange said in a statement.

Trading turnover on NSE IX has been growing exponentially since the commencement of the full-scale operation of NSE IX-SGX GIFT Connect from SGX to NSE IX on July 3.

GRAVITA AN INDIAN MULTINATIONAL COMPANY

GLOBAL FOOTPRINT
Network Spread Over 70+ Countries Across 5 Continents

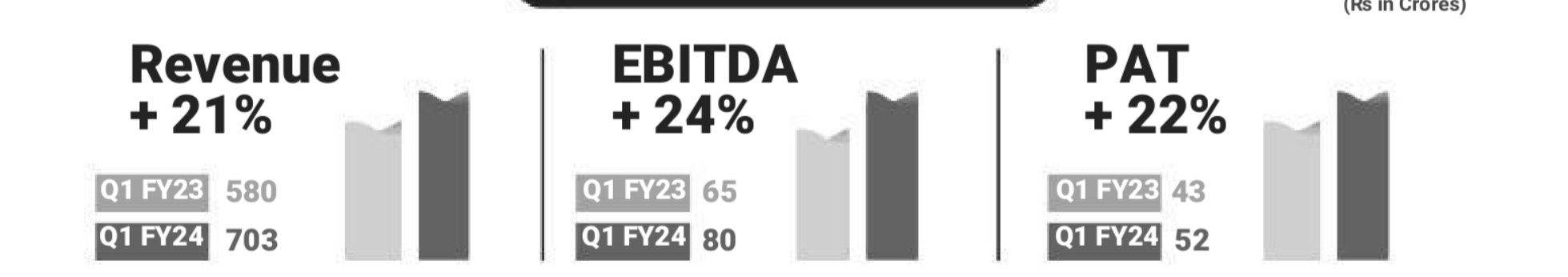
12 ECO CONSCIOUS
State-of-the-art Manufacturing Facilities

RECYCLING DNA
30 Years | 5 Business Verticals | Providing Turnkey Solutions & Consultancy for Recycling Industry

Recycling For a Better TOMORROW

At Gravita, we understand that responsible recycling not only creates sustainable value for the green economy but also for all our stakeholders. We have maintained a growth trajectory and are confident to keep progressing on our vision: **"To be the most valuable company in the recycling space globally."**

We recycle to save environment



Statement of Consolidated Unaudited Financial Results for the Quarter Ended 30th June, 2023					
S. No	Particulars	Quarter Ended	Quarter Ended	Quarter Ended	Year Ended
		30.06.2023	31.03.2023	30.06.2022	31.03.2023
		UNAUDITED	AUDITED	UNAUDITED	AUDITED
1	Total Income from operations (Net)	726.74	772.06	630.01	2,893.68
2	Net Profit/(Loss) for the period (Before Tax, Exceptional and/or Extraordinary Items, Share of Loss of Associate)	61.16	69.77	49.97	227.59
3	Net Profit/(Loss) for the period before Tax (After Exceptional and/or Extraordinary Items)	61.16	69.77	49.97	227.59
4	Net Profit/(Loss) for the period After Tax (After Exceptional and/or Extraordinary Items)	52.55	63.99	44.65	204.09
5	Total Comprehensive Income for the period	50.19	52.55	40.80	203.75
6	Equity Share Capital (Face value per share Rs 2/-)	13.81	13.81	13.81	13.81
7	Reserves (excluding Revaluation Reserve)				575.12
8	Earnings Per Share (After Tax & minority interest) (of Rs 2/- each)				
	(a) Basic:	7.70	9.43	6.28	29.72
	(b) Diluted:	7.70	9.43	6.28	29.72
Key Numbers of Unaudited Standalone Financial Results (Rs in Crores)					
1	Turnover (Net Sales)	653.87	696.36	503.10	2,524.39
2	Profit Before Tax	47.94	52.84	20.28	116.25
3	Profit After Tax	38.72	51.07	16.33	101.15

NOTES:
a) The above is an extract of the detailed format of quarter ended results filed with the Stock Exchanges under Regulation 33 of the SEBI (Listing and other Disclosure Requirements) Regulations, 2015. The full format of the quarter ended results are available on the websites of the Stock Exchanges viz. www.bseindia.com and www.nseindia.com. The same is also available on the website of the company viz. www.gravitaindia.com
b) Exception and/or Extraordinary items adjusted in the Statement of Profit and Loss in accordance with Ind-AS Rules.
c) The above results have been reviewed by the Audit Committee and approved by the Board of Directors at their respective meetings held on 24th July, 2023.

**Place : Jaipur
Date : 24th July, 2023**

**Gravita India Limited
CIN: L29308RJ1992PLC006870
Registered Office:** Saurabh, Chittora Road, Harsulia Mod, Diggai Malpura Road, Tehsil - Phagi, Jaipur 303904 (Raj.)
Telephone: +91-141-4057700 | **Email:** companysecretary@gravitaindia.com
Website: www.gravitaindia.com

**For Gravita India Limited
Sd/-
Yogesh Malhotra
Whole-time Director & CEO
DIN : 05332393**

This is only an advertisement for information purposes and is not a prospectus announcement.

ZEAL GLOBAL CORP ZEAL GLOBAL SERVICES LIMITED

Corporate Identification Number: U74950DL2014PLC264849

Our Company was originally incorporated as "Zeal Global Services Private Limited" as a Private Limited Company under the provisions of the Companies Act, 1956 vide Certificate of Incorporation dated February 13, 2014, issued by the Registrar of Companies, National Capital Territory of Delhi and Haryana. Subsequently, our Company was converted into a Public Limited Company pursuant to shareholders resolution passed at Extra-Ordinary General Meeting of our Company held on March 27, 2023 and the name of our Company was changed to "Zeal Global Services Limited". A fresh Certificate of Incorporation consequent upon Conversion from Private Limited Company to Public Limited Company dated April 25, 2023 was issued by the Registrar of Companies, Delhi. For further details of incorporation, please refer the section titled "History and Certain Other Corporate Matters" beginning on page 102 of the Prospectus.

Registered Office: A - 261/262, Third Floor, Street No. 6, Mahalpur Extension, New Delhi - 110037;
Telephone No: +91 11 4144 4063; **Fax:** +91 11 4144 4063; **Website:** www.zeal-global.com; **E-mail ID:** cs@zeal-global.com
Contact Person: Ms. Monal Gupta, Company Secretary and Compliance Officer.

PROMOTERS OF THE COMPANY: MR. NIPUN ANAND AND MR. VISHAL SHARMA

THE ISSUE

INITIAL PUBLIC OFFERING OF UP TO 35,40,000* EQUITY SHARES OF ₹10/- EACH ("EQUITY SHARES") OF ZEAL GLOBAL SERVICES LIMITED ("ISSUER" OR THE "COMPANY") FOR CASH AT A PRICE OF ₹103/- PER EQUITY SHARE (THE "ISSUE PRICE"), AGGREGATING TO ₹ 3,646.20 LAKHS (THE "ISSUE"), OF WHICH UP TO 1,77,600* EQUITY SHARES AGGREGATING TO ₹182.93 LAKHS WILL BE RESERVED FOR SUBSCRIPTION BY MARKET MAKER ("MARKET MAKER RESERVATION PORTION"). THE ISSUE LESS THE MARKET MAKER RESERVATION PORTION I.E. ISSUE OF 33,62,400* EQUITY SHARES OF FACE VALUE OF ₹10/- EACH AT AN ISSUE PRICE OF ₹103/- PER EQUITY SHARE AGGREGATING TO ₹ 3,463.27 LAKHS IS HEREINAFTER REFERRED TO AS THE "NET ISSUE". THE ISSUE AND THE NET ISSUE WILL CONSTITUTE 26.60% AND 25.26%, RESPECTIVELY OF THE POST ISSUE PAID UP EQUITY SHARE CAPITAL OF OUR COMPANY. FOR FURTHER DETAILS, SEE "TERMS OF THE ISSUE" ON PAGE 204 OF THE PROSPECTUS.

THIS ISSUE IS BEING MADE IN TERMS OF CHAPTER IX OF THE SECURITIES AND EXCHANGE BOARD OF INDIA (ISSUE OF CAPITAL AND DISCLOSURE REQUIREMENTS) REGULATIONS, 2018 (THE "SEBI (ICDR) REGULATIONS"), AS AMENDED. IN TERMS OF RULE 19(2)(b)(i) OF THE SECURITIES CONTRACTS (REGULATION) RULES, 1957, AS AMENDED, THIS IS AN ISSUE FOR AT LEAST 25% OF THE POST-ISSUE PAID-UP EQUITY SHARE CAPITAL OF OUR COMPANY. THIS ISSUE IS A FIXED PRICE ISSUE AND ALLOCATION IN THE NET ISSUE TO THE PUBLIC WILL BE MADE IN TERMS OF REGULATION 253 OF THE SEBI (ICDR) REGULATIONS, AS AMENDED. FOR FURTHER DETAILS, SEE "ISSUE PROCEDURE" ON PAGE 214 OF THE PROSPECTUS. *Subject to finalization of basis of allotment.

**ISSUE OPENS ON FRIDAY, JULY 28, 2023
CLOSES ON TUESDAY, AUGUST 1, 2023**

**FIXED PRICE ISSUE AT ₹ 103/- PER EQUITY SHARE
THE ISSUE PRICE OF ₹ 103/- IS 10.3 TIMES OF THE FACE VALUE.**

MINIMUM LOT SIZE
• 1,200 EQUITY SHARES FOR RETAIL INDIVIDUAL INVESTORS
• 1,200 EQUITY SHARES AND IN MULTIPLES OF 1,200 EQUITY SHARES THEREAFTER FOR NON RETAIL INVESTORS

ASBA* Simple, Safe, Smart way of Application - Make use of it!!! *Applications Supported by Blocked Amount (ASBA) is a better way of applying to issues by simply blocking the fund in the bank account, investors can avail the same. For details, check section on ASBA below. **Mandatory in Public Issues from January 01, 2016. No cheque will be accepted.**

LPI UPI now available in ASBA for Retail Investors, whose application sizes are up to ₹ 2.00 lakhs, applying through Registered Brokers, DPs, & RTAs. Applicants to ensure PAN is updated in Bank Account being blocked by ASBA Bank. List of Banks supporting UPI is also available on SEBI at www.sebi.gov.in

For details on the ASBA and UPI process, please refer to the details given in ASBA form and abridged prospectus and also please refer to the section "Issue Procedure" beginning on page 214 of the Prospectus. The process is also available on the website of AIIB and Stock Exchange in the General Information Document. ASBA forms can be downloaded from the website of NSE and can be obtained from the list of banks that is displayed on the website of SEBI at www.sebi.gov.in. The Application Forms which do not have the details of the Applicant's depository account including DP ID, PAN, UPI ID (in case of RIBS using the UPI mechanism) and Beneficiary Account Number shall be treated as incomplete and rejected. In case DP ID, Client ID and PAN mentioned in the Application Form and entered into the electronic system of the stock exchange, do not match with the DP ID, Client ID and PAN available in the depository database, the application is liable to be rejected. Applicants will not have the option of getting allotment of the Equity Shares in physical form. The Equity Shares on allotment shall be traded only in the dematerialised segment of the Stock Exchange

LISTING: The Equity Shares offered through the Prospectus are proposed to be listed on the EMERGE Platform of National Stock Exchange of India Limited ("NSE") in terms of Chapter IX of the SEBI (ICDR) Regulations, as amended from time to time. Our Company has received an in-principle approval letter dated July 20, 2023 from NSE for using its name in the Offer Document for listing of our shares on the EMERGE Platform of National Stock Exchange of India Limited. For the purpose of this Issue, the Designated Stock Exchange will be the National Stock Exchange of India Limited.

DISCLAIMER CLAUSE OF SEBI: Since the Issue is being made in terms of Chapter IX of the SEBI (ICDR) Regulations, the Prospectus was furnished to SEBI in soft copy. In terms of the SEBI Regulations, the SEBI shall not issue any observation on the Offer Document. Hence, there is no such specific disclaimer clause of SEBI. However, investors may refer to the entire "Disclaimer Clause of SEBI" beginning on page 198 of the Prospectus.

DISCLAIMER CLAUSE OF NSE: "It is to be distinctly understood that the permission given by NSE should not in any way be deemed or construed that the Offer Document has been cleared or approved by NSE nor does it certify the correctness or completeness of any of the contents of the Offer Document. The investors are advised to refer to the Offer Document for the full text of the "Disclaimer Clause of the Emerge Platform of NSE".

LEAD MANAGER TO THE ISSUE	REGISTRAR TO THE ISSUE	COMPANY SECRETARY AND COMPLIANCE OFFICER
Expert Global Consultants Private Limited 1511, RG Trade Tower Netaji Subhash Place, Pitampura, New Delhi - 110 034, India Telephone: 011 4509 8234 Email: ipo@expertglobal.in Website: www.expertglobal.in Investor grievance email: compliance@expertglobal.in Contact Person: Mr. Gaurav Jain SEBI registration number: INM000012874 CIN: U74110DL2010PTC2059995	SKYLINE FINANCIAL SERVICES PRIVATE LIMITED A/506, Dattani Plaza, Andheri Kurla Road, Safed Pool, Andheri East, Mumbai - 400 072, Maharashtra, India Telephone: +91 22 2851 1022. Email: ipo@skylinerta.com Investor Grievance E-mail ID: grievances@skylinerta.com Website: https://www.skylinerta.com/ Contact Person: Mr. Anuj Rana SEBI Registration Number: INR000003241 CIN: U74899DL1995PTC071324	ZEAL GLOBAL SERVICES LIMITED Ms. Monal Gupta, Company Secretary and Compliance officer Address: A - 261/262, Third Floor, Street No. 6, Mahalpur Extension, New Delhi - 110037, India Telephone: +91 11 4144 4063 E-mail: cs@zeal-global.com Website: www.zeal-global.com CIN: U74950DL2014PLC264849

Applicants can contact the Company Secretary & Compliance Officer or the Lead Manager or the Registrar to the Issue in case of any Pre-Issue or Post-Issue related problems, such as non-receipt of Allotment Advice or credit of allotted Equity Shares in the respective beneficiary account or blocking of funds etc.

CREDIT RATING: As this is an Issue of Equity Shares there is no credit rating for this issue.

DEBENTURE TRUSTEES: This is an Issue of equity shares; hence appointment of debenture trustee is not required.

IPO GRADING: Since the Issue is being made in terms of Chapter IX of the SEBI (ICDR) Regulations, 2018 there is no requirement of appointing an IPO Grading agency.

BASIS FOR ISSUE PRICE: The Issue Price i.e. ₹ 103/- has been determined by our Company in consultation with the Lead Manager. The financial data presented in the section "Basis of the Issue Price" on page 73 of the Prospectus, are based on our Company's restated financial statements. Investors should also refer to the sections titled "Risk Factors" and "Summary of Financial Statements" on pages 23 and 42, respectively, to get a more informed view before making the investment decision.

BANKER TO THE ISSUE AND SPONSOR BANK: YES BANK LIMITED

AVAILABILITY OF APPLICATION FORMS: The Application Forms and copies of the Prospectus may be obtained from the Registered Office of our Company, Lead Manager: Expert Global Consultants Private Limited. Application Forms will be available at the selected location of registered brokers, Banker to the Issue, RTA and Depository Participants. Application Forms can also be obtained from the Designated Branches of SCSBs, the list of which is available on the website of SEBI at www.sebi.gov.in. Application Forms can also be downloaded from the website of Stock Exchange at www.nseindia.com.

AVAILABILITY OF PROSPECTUS: Investors should note that investment in Equity Shares involves a high degree of risk and investors are advised to refer to the Prospectus and the Risk Factor contained therein, before applying in the Issue. Full copy of the Prospectus shall be available at the website of SEBI, www.sebi.gov.in; the website of Stock Exchange - www.nseindia.com; the website of Lead Manager - www.expertglobal.in and the website of the Issuer Company - www.zeal-global.in.

GENERAL RISK: Investments in equity and equity-related securities involve a degree of risk and investors should not invest any funds in this Issue unless they can afford to take the risk of losing their investment. Investors are advised to read the risk factors carefully before taking an investment decision in this Issue. For taking an investment decision, investors must rely on their own examination of the Issuer and this Issue, including the risks involved. The Equity Shares have not been recommended or approved by the Securities and Exchange Board of India ("SEBI"), nor does SEBI guarantee the accuracy or adequacy of the contents of the Prospectus. Specific attention of the investors is invited to the section, "Risk Factors" on page 23 of the Prospectus.

RISK IN RELATION TO THE FIRST ISSUE: This being the first public issue of our Company, there has been no formal market for the Equity Shares. The face value of the Equity Shares is ₹10/- each and the Issue Price is 10.3 times of the face value of the Equity Shares. The Issue Price (determined and justified by our Company in consultation with the Lead Manager as stated in "Basis of the Issue Price" on page 73 of this Draft Prospectus) should not be taken to be indicative of the market price of the Equity Shares after the Equity Shares are listed. No assurance can be given regarding an active or sustained trading in the Equity Shares or regarding the price at which the Equity Shares will be traded after listing.

ADDITIONAL INFORMATION AS REQUIRED UNDER SECTION 30 OF THE COMPANIES ACT, 2013

Main Objects of the Company as per MoA: For information on the main objects and other objects of our Company, see "History and Certain Corporate Matters" on page 102 of the Prospectus and Clause III of the Memorandum of Association of our Company. The Memorandum of Association of our Company is a material document for inspection in relation to the Issue. For further details, see the section "Material Contracts and Documents for Inspection" on page 261 of the Prospectus.

Liability of Members as per MoA: The Liability of the members of the Company is Limited.

Capital Structure: Authorized Capital of ₹ 2,000.00 Lakhs consisting of 2,00,00,000 Equity Shares of ₹ 10/- each. Pre Issue Capital: Issued, Subscribed and Paid-up Capital ₹ 976.98 Lakhs consisting of 97,69,750 Equity Shares of ₹ 10/- each. Post Issue Capital: Issued, Subscribed and Paid-up Capital ₹ 1,330.98 Lakhs consisting of 1,33,09,750 Equity Shares of ₹ 10/- each. For details of the Capital Structure, please refer to the chapter titled "Capital Structure" beginning on page 53 of the Prospectus.

Names of the signatories to the Memorandum of Association of the Company and the number of Equity Shares subscribed by them:

Given below are the names of the signatories of the Memorandum of Association of the Company and the number of Equity Shares subscribed for by them at the time of signing of the Memorandum of Association of our Company: 5,940 Equity Shares by Late Mr. Panna Lal Anand, 100 Equity Shares by Mr. Vishal Sharma, 3,960 Equity Shares by Mr. Nipun Anand.

All capitalized terms used herein and not specifically defined shall have the same meaning as ascribed to them in the Prospectus dated July 24, 2023. Investors should read the Prospectus carefully, including the "Risk Factors" on page 23 of the Prospectus before making any investment decision.

For Zeal Global Services Limited
On behalf of the Board of Directors
Sd/-
Mr. Nipun Anand
Chairman

Place: New Delhi
Date: July 24, 2023

ZEAL GLOBAL SERVICES LIMITED subject to market conditions, public Issue of its Equity Shares and has filed the Prospectus dated July 24, 2023 with the Registrar of Companies, National Capital Territory of Delhi. The Prospectus shall be available on the website of SEBI at www.sebi.gov.in, the website of the Lead Manager at www.expertglobal.in, the website of the NSE i.e. www.nseindia.com, and website of the Issuer Company at www.zeal-global.in. Investors should note that investment in Equity Shares involves a high degree of risk. For details investors should refer to and rely on the Prospectus including the section titled "Risk Factors" beginning on page 23 of the Prospectus, which has been filed with ROC.

The Equity Shares have not been and will not be registered under the US Securities Act (the "Securities Act") or any state securities law in United States and may not be issued or sold within the United States or to, or for the account or benefit of, "U.S. persons" (as defined in the Regulations under the Securities Act), except pursuant to an exemption from, or in a transaction not subject to the registration requirements of the Securities Act of 1933

फेम-2 योजना के नियमों का उल्लंघन

7 इलेक्ट्रिक टू-व्हीलर कंपनियों को 469 करोड़ रुपए लौटाने का निर्देश

नयी दिल्ली/एजेंसी

केंद्र सरकार ने फेम-2 योजना के तहत नियमों का अनुपालन न करने के बावजूद प्रोत्साहन राशि का दावा करने के लिए हीरो इलेक्ट्रिक और ओकिनावा समेत सात इलेक्ट्रिक टू-व्हीलर विनिर्माताओं से 469 करोड़ रुपये लौटाने का निर्देश है।

सरकार के एक अधिकारी ने कहा कि यह राशि न लौटाने की स्थिति में इन सभी कंपनियों को फेम-2 योजना से सात-दस दिन में हटा दिया जाएगा। इसके अलावा उन्हें इस प्रोत्साहन योजना में हिस्सा लेने की भी मंजूरी नहीं दी जाएगी। सरकार ने इलेक्ट्रिक व्हीकल के त्वरित अनुप्रयोग एवं विनिर्माण को बढ़ावा देने के लिए वर्ष 2019 से फेम-2 योजना चलाई हुई है। इसके लिए 10,000 करोड़ रुपये की



प्रोत्साहन राशि आवंटित की गई है। अधिकारी के मुताबिक, इस योजना के तहत प्रोत्साहन राशि का दावा करने वाली सात कंपनियां निर्धारित प्रावधानों के उल्लंघन की दोषी पाई गई हैं। भारी उद्योग मंत्रालय की जांच में पता चला है कि इन कंपनियों ने निर्धारित मानकों

का उल्लंघन करते हुए प्रोत्साहन राशि ली है। दोषी पाई गई कंपनियों के नाम हीरो इलेक्ट्रिक, ओकिनावा ऑटोटेक, एम्पीयर ईवी, रिचोल्ड मोटर्स, बेनलिंग इंडिया, एमो मोबिलिटी और लोहिया ऑटो हैं। अधिकारी ने कहा, "हमारी जांच में छह कंपनियां आरोपमुक्त हो

गई लेकिन सात कंपनियों मानकों के उल्लंघन की दोषी पाई गई हैं। हम उनसे 469 करोड़ रुपये मांग रहे हैं। उन्हें यह राशि सरकार को लौटानी होगी।" सरकार को घरेलू स्तर पर निर्मित उपकरणों के बजाय आयातित उपकरण अपने ईवी उत्पादों में लगाने की

शिकायत मिली थी। इस शिकायत के आधार पर जांच की गई थी। अधिकारी ने बताया कि सात में से दो कंपनियों ने प्रोत्साहन राशि ब्याज के साथ लौटाने पर हामी भरी है।

हालांकि, हीरो इलेक्ट्रिक के प्रवक्ता ने इस बारे में संपर्क किए जाने पर कहा कि ये नोटिस जिस अवधि के लिए दिया गया है उस समय कंपनी ने अनुपालन में कोई खामी नहीं बरती थी। इस वजह से यह नोटिस कंपनी के लिए प्रासंगिक नहीं है। वहीं लोहिया ऑटो के मुख्य कार्यपालक अधिकारी (सीईओ) आयुष लोहिया ने कहा, "हम कहना चाहते हैं कि हमें सब्सिडी लौटाने के बारे में सरकार के किसी विभाग से कोई सूचना या नोटिस नहीं मिला है।" इस मामले में ओकिनावा ऑटोटेक और रिचोल्ड मोटर्स ने टिप्पणी करने से मना कर दिया।

टेस्ला के लिए अलग नीति नहीं लाएंगे, मौजूदा योजनाओं के तहत आवेदन करना होगा : अधिकारी

नयी दिल्ली/एजेंसी। सरकार की अमेरिकी की इलेक्ट्रिक कार बनाने वाली कंपनी टेस्ला को प्रोत्साहन देने के लिए कोई अलग नीति लाने की योजना नहीं है। एक सरकारी अधिकारी ने यह जानकारी दी। अधिकारी ने कहा कि टेस्ला व्हीकल या आधुनिक केमिस्ट्री सेल के लिए उत्पादन से जुड़ी प्रोत्साहन (पीएलआई) योजना के तहत समर्थन उपार्यों के लिए आवेदन कर सकती है। सरकार पहले ही 18,100 करोड़ रुपये के परिव्यय के साथ एडवांस्ड केमिस्ट्री सेल (एसीसी) बैटरी स्टोरेज के लिए पीएलआई योजना पेश कर चुकी है। इसके अलावा व्हीकल, व्हीकल कलपुर्जा और ड्रोन उद्योग के लिए 26,058 करोड़ रुपये की पीएलआई योजना लाई गई है। अधिकारी ने कहा, "हमने टेस्ला से कहा है कि जो नीतियां सभी के लिए पहले से हैं, वह भी उनके तहत आवेदन कर सकती है। उनका स्वागत है। आमतौर पर नीतियां सभी के लिए समान हैं। एक कंपनी के लिए सरकार अलग नीति नहीं बना सकती। ऐसे में अभी उनके साथ विशेष बर्ताव करने की कोई योजना नहीं है।" अधिकारी ने बताया कि टेस्ला को बैटरी की आपूर्ति करने वाली सबसे बड़ी आपूर्तिकर्ता पैनासोनिक के प्रतिनिधि हमसे मिले हैं। "उन्होंने कहा है कि वे बैटरी बनाना चाहते हैं। हमने उन्हें पीएलआई एसीसी बैटरी के तहत आवेदन करने का सुझाव दिया है।" सरकार ने पिछले सप्ताह 20 गीगावाट घंटा (जीडब्ल्यूएच) आधुनिक केमिस्ट्री सेल विनिर्माण की पीएलआई योजना के तहत नए सिरे से बोलियां मांगी हैं। टेस्ला के प्रतिनिधियों ने पिछले महीने वाणिज्य और उद्योग मंत्रालय सहित विभिन्न मंत्रालयों के अधिकारियों से मिलने के लिए देश का दौरा किया था। अमेरिका की इलेक्ट्रिक कार विनिर्माता ने 2021 में भारत में इलेक्ट्रिक व्हीकल पर आयात शुल्क में कटौती की मांग की। अभी पूर्ण निर्मित इकाई (सीबीयू) के रूप में आयातित कारों पर इंडन आकार और लागत, बीमा और दुलाई (सीआईएफ) मूल्य के आधार पर 60 से 100 प्रतिशत का सीमा शुल्क लगता है। दुनिया की सबसे बड़ी इलेक्ट्रिक कार कंपनी टेस्ला इंक के प्रमुख एलन मस्क ने पिछले महीने न्यूयॉर्क में प्रधानमंत्री नरेन्द्र मोदी से मुलाकात की थी। प्रधानमंत्री से मुलाकात के बाद मस्क ने कहा था उनकी 2024 में भारत यात्रा की योजना है।

किआ इंडिया को 2023 में सेल्स में 10 प्रतिशत वृद्धि की उम्मीद

नयी दिल्ली/एजेंसी। व्हीकल कंपनी किआ इंडिया को चिप की बेहतर आपूर्ति और बाजार में उन्नत सेल्स के आने से 2023 में अपनी सेल्स में सालाना आधार पर 8-10 प्रतिशत वृद्धि की उम्मीद है। कंपनी के एक वरिष्ठ अधिकारी ने यह जानकारी दी। दक्षिण कोरियाई कार विनिर्माता ने 2022 में घरेलू और विदेशी बाजारों में कुल 3.4 लाख यूनिट्स की सेल्स की थी। कंपनी भारतीय बाजार में कैरेंस, सोनेट और सेल्टोस मॉडल बेचती है। किआ इंडिया के प्रमुख (सेल्स और विपणन) हरदीप एस बराड़ ने कहा, पिछले साल हमारी घरेलू सेल्स लगभग 2.54 यूनिट्स रही जबकि लगभग 80 हजार यूनिट्स के निर्यात समेत कुल सेल्स 3.34 लाख यूनिट्स रही। इसलिए इस साल हम सेल्स में 8-10 प्रतिशत वृद्धि की उम्मीद कर रहे हैं। उन्होंने कहा कि कंपनी ने पहली छमाही में समग्र यात्री उद्योग की वृद्धि को पीछे छोड़ दिया है और दूसरी छमाही में भी ऐसा ही करने की उम्मीद है। बराड़ ने कहा, पहली छमाही के लिए उद्योग ने 10 प्रतिशत की दर से वृद्धि की। हम 12 प्रतिशत की दर से बढ़े हैं। तो, हर साल की तरह इस उद्योग में हम सबसे आगे रहे। उन्होंने उम्मीद जताई कि संपूर्ण उद्योग का आकार इस साल 40 लाख यूनिट्स के आसपास रहने की उम्मीद है।



जेएलआर इंडिया ने पहली तिमाही में बनाया सर्वाधिक सेल्स का रिकॉर्ड

नयी दिल्ली/एजेंसी। जेएलआर इंडिया ने चालू वित्त वर्ष की अप्रैल-जून तिमाही के दौरान किसी भी पहली तिमाही में सर्वाधिक सेल्स का रिकॉर्ड बनाया है। कंपनी ने यह जानकारी दी। कंपनी ने कहा कि जून तिमाही में उसकी खुदरा सेल्स पिछले साल की समान अवधि की तुलना में 102 प्रतिशत बढ़कर 1,048 यूनिट्स हो गईं। जेएलआर इंडिया ने बयान में कहा कि रेंज रोवर, रेंज रोवर स्पोर्ट और डिफेंडर की सेल्स में 209 प्रतिशत की अभूतपूर्व वृद्धि से ऐसा संभव हो सका। कंपनी के पोर्टफोलियो में इन तीनों मॉडलों की मांग लगातार बनी हुई है, और मौजूदा ऑर्डर बुक में इनकी 78 प्रतिशत हिस्सेदारी है। जेएलआर इंडिया के प्रबंध निदेशक राजन अंबा ने कहा, "हमारे ग्राहकों के बीच बढ़ती मांग के कारण हमारी ऑर्डर बुक मजबूत हुई है, और हम भारत में अपने कारोबार को लेकर उत्साहित और आश्वस्त हैं।"

विशेष

कोविड से अधिक इंपैक्ट हुए शहरों में

गोल्ड को दी गई सेविंग के लिहाज से अधिक प्रायोरिटी

अहमदाबाद/एजेंसी

कोविड-19 महामारी से अधिक प्रभावित रहे जिलों में परिवारों ने अन्य स्थानों की तुलना में अपनी बचत का ज्यादा हिस्सा सोने में रखा है। भारतीय प्रबंध संस्थान-अहमदाबाद (आईआईएम-ए) के एक अध्ययन में यह तथ्य सामने आया है।

आईआईएम-ए की 'महामारी के दौरान घरेलू पोर्टफोलियो में सोना-उभरी अर्थव्यवस्था के प्रमाण' शीर्ष वाली अध्ययन रिपोर्ट में कहा गया है कि महामारी के दौरान कोविड से अधिक प्रभावित रहे जिलों में परिवारों ने अन्य वित्तीय संपत्तियों और नकदी के बजाय सोने में निवेश को प्राथमिकता दी। आईआईएम-ए अहमदाबाद का यह अध्ययन उसकी वेबसाइट पर 30 जून को



डाला गया है। इस सर्वे में 21 राज्यों के 142 जिलों को शामिल किया गया है। अध्ययन रिपोर्ट के अनुसार, भारत दुनिया में सोने (आभूषण के रूप में) का दूसरा सबसे बड़ा उपभोक्ता है और एक औसत भारतीय परिवार अपनी कुल बचत का 11 प्रतिशत बहुमूल्य धातु में रखता है। अध्ययन में कहा गया है कि स्वास्थ्य

सुविधाओं की उपलब्धता में भौगोलिक असमानताओं को दूर करने से लोगों के बीच इस डर को कम किया जा सकता है। इससे सोने जैसी सुरक्षित संपत्तियों की ओर रुझान घट सकता है। इसके अलावा, वित्तीय साधनों और संस्थानों तक बेहतर पहुंच संकट के समय में सोने में जमा रखने की प्राथमिकता को कम कर सकती है। इसमें कहा गया है, "प्रति 1,000 की आबादी पर कोविड के मामलों के लिहाज से शीर्ष तीन जिलों में लोगों का झुकाव सोने की ओर अधिक देखने को मिला।" अध्ययन के अनुसार, कोविड प्रभावित जिलों में घरेलू बचत पोर्टफोलियो में सोने की हिस्सेदारी अन्य जिलों की तुलना में 6.9 प्रतिशत अंक देखी गई। वहीं वित्तीय परिसंपत्तियों में उनकी बचत 4.1 प्रतिशत अंक कम रही।

कुमार मंगलम बिड़ला के अनुसार

ग्लोबल जीडीपी ग्रोथ के लिए एक करिश्माई लीडरशिप प्रदान कर रहा है इंडिया



नई दिल्ली/एजेंसी। उद्योगपति कुमार मंगलम बिड़ला ने कहा है कि भारत की आर्थिक दस्तान एक 'अधिक चमकदार तस्वीर' पेश करता है और बांग्लादेश को सरकार के प्रोत्साहन और व्यावहारिक नीतियों से निजी क्षेत्र का पूंजीगत व्यय बढ़ा है। आदित्य बिड़ला समूह के चेयरमैन बिड़ला ने अल्ट्राटेक सीमेंट की वार्षिक रिपोर्ट में शेरधारकों को संबोधित करते हुए कहा है कि वैश्विक आर्थिक वृद्धि के विशाल रंगमंच पर भारत सिर्फ एक दर्शक के रूप में खड़ा न होकर एक करिश्माई नेतृत्व प्रदान कर रहा है। बिड़ला ने कहा, "बांग्लादेश क्षेत्र में निवेश को सरकार के प्रोत्साहन और उत्पादन से जुड़ी प्रोत्साहन योजना (पीएलआई) जैसी व्यावहारिक नीतियों से निजी क्षेत्र का पूंजीगत व्यय बढ़ा है। इससे कई वर्षों तक चलने वाला तेजी का दौर शुरू होता है जो नरम पड़ती वैश्विक मांग में भी आर्थिक वृद्धि को मूल्यवान समर्थन देता है।"

उन्होंने कहा कि वैश्विक स्तर पर परिचालन करने वाली कंपनियों अब 'चीन प्लस वन' रणनीति के तहत अन्य देशों पर नजर टिकाए हुए हैं और भारत इस स्थिति का फायदा उठाने के लिए बेहतर स्थिति में है। उन्होंने वैश्विक स्तर पर और भारत में मुद्रास्फूर्ति के अब चरम पर पहुंच जाने का जिक्र करते हुए कहा, "मुद्रास्फूर्ति में कमी, मजबूत विदेशी मुद्रा भंडार व बैंक संपत्तियों की गुणवत्ता में सुधार वैश्विक बाजारों में संभावित अस्थिर घटनाओं के खिलाफ एक बड़ा सहारा प्रदान करता है।" उन्होंने कहा, "किसी भी औद्योगिक परिस्थितिकी तंत्र के विकास का एक प्रमुख घटक आत्मविश्वास से भरपूर एवं कुशल कार्यबल की मौजूदगी है।

भारत ने जनसंख्या के मामले में चीन को पीछे छोड़ दिया है और पहले से ही यहां विश्व स्तर पर सबसे बड़ी और सबसे युवा कामकाजी उम्र वाली आबादी है। बिड़ला ने अल्ट्राटेक सीमेंट के प्रदर्शन पर कहा कि कंपनी ने वित्त वर्ष 2022-23 में 63,240 करोड़ रुपये (7.9 अरब डॉलर) का शुद्ध राजस्व अर्जित करने के साथ 10 करोड़ टन सीमेंट बिक्री का मुकाम भी हासिल किया है। कंपनी ने विस्तार के अगले चरण पर पहले ही काम शुरू कर दिया है और सभी मौजूदा परियोजनाएं पूरी होने के बाद इसकी उत्पादन क्षमता 16 करोड़ टन सालाना से अधिक हो जाएगी।

बोरी सिलाई मशीन इलेक्ट्रॉनिक वेडिंग स्केल हेण्ड सीलिंग मशीन

महाराणी मशीन्स

वी-5(बेसगैट), डिस्ट्रिब्यूशन, एस.बी. रोड, जयपुर, गै: 730008361, 931465780

पार्ट्स व रिपेयरिंग सुविधा भी उपलब्ध

GRAVITA
AN INDIAN MULTINATIONAL COMPANY

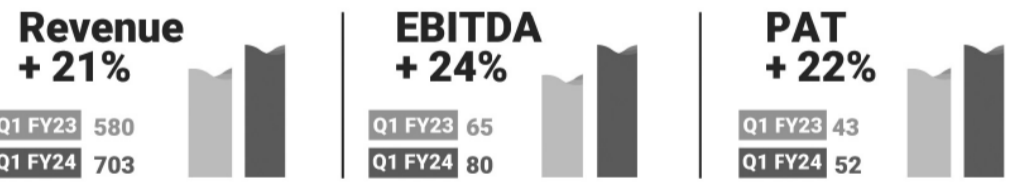
Recycling For a Better TOMORROW

At Gravita, we understand that responsible recycling not only creates sustainable value for the green economy but also for all our stakeholders. we have maintained a growth trajectory and are confident to keep progressing on our vision:

"To be the most valuable company in the recycling space globally."

We recycle to save environment

(Rs in Crores)



Statement of Consolidated Unaudited Financial Results for the Quarter Ended 30th June, 2023 (Rs in Crores)

S. No	Particulars	Quarter Ended 30.06.2023	Quarter Ended 30.06.2023	Quarter Ended 30.06.2022	Year Ended 31.03.2023
		UNAUDITED	AUDITED	UNAUDITED	AUDITED
1	Total Income from operations (Net)	726.74	772.06	630.01	2,893.68
2	Net Profit/(Loss)for the period (Before Tax,Exceptional and/or Extraordinary Items, Share of Loss of Associate)	61.16	69.77	49.97	227.59
3	Net Profit/(Loss)for the period before Tax (After Exceptional and/or Extraordinary Items)	61.16	69.77	49.97	227.59
4	Net Profit/(Loss)for the period After Tax (After Exceptional and/or Extraordinary Items)	52.55	63.99	44.65	204.09
5	Total Comprehensive Income for the period	50.19	52.55	40.80	203.75
6	Equity Share Capital (Face value per share Rs 2/-)	13.81	13.81	13.81	13.81
7	Reserves (excluding Revaluation Reserve)				575.12
8	Earnings Per Share (After Tax & minority interest)(of Rs 2/- each)				
(a) Basic:		7.70	9.43	6.28	29.72
(b) Diluted:		7.70	9.43	6.28	29.72

Key Numbers of Unaudited Standalone Financial Results (Rs in Crores)

1	Turnover (Net Sales)	653.87	696.36	503.10	2,524.39
2	Profit Before Tax	47.94	52.84	20.28	116.25
3	Profit After Tax	38.72	51.07	16.33	101.15

NOTES:

a) The above is an extract of the detailed format of quarter ended results filed with the Stock Exchanges under Regulation 33 of the SEBI (Listing and other Disclosure Requirements) Regulations, 2015. The full format of the quarter ended results are available on the websites of the Stock Exchanges viz. www.bseindia.com and www.nseindia.com. The same is also available on the website of the company viz. www.gravitaindia.com

b) Exception and/or Extraordinary items adjusted in the Statement of Profit and Loss in accordance with Ind-AS Rules.

c) The above results have been reviewed by the Audit Committee and approved by the Board of Directors at their respective meetings held on 24th July, 2023.

Place : Jaipur
Date : 24th July, 2023

Gravita India Limited
CIN: L29308RJ992PLOC006870
Registered Office: Saurabh, Chittora Road, Harsulia Mod,
Diggi Malpura Road, Tehsil - Phagi, Jaipur 303904 (Raj.)
Telephone: +91-141-4057700 | Email: companysecretary@gravitaindia.com
Website: www.gravitaindia.com

For Gravita India Limited
Sd/-
Yogesh Malhotra
Whole-time Director & CEO
DIN : 0532393

सीलमैटिक इंडिया लि. को तेलंगाना स्थित लिफ्ट सिंचाई परियोजना में मेटल वॉल्यूट पंपों के लिए उच्च परिशुद्धता और बेहद महत्वपूर्ण 'फुली स्प्लिट सील्स' के लिए ऑर्डर मिला



बिजनेस रेमेडीज/जयपुर। मेटल सील निर्माण करने वाली देश की प्रमुख कंपनी सीलमैटिक इंडिया लि. ने शेर बाजारों को सूचित किया है कि कंपनी को देश के एक अग्रणी पंप ओईएम के माध्यम से तेलंगाना राज्य में लिफ्ट सिंचाई परियोजना हेतु मेटल वॉल्यूट पंपों के लिए उच्च परिशुद्धता और बेहद महत्वपूर्ण 'फुली स्प्लिट सील्स' के लिए एक बहुत ही प्रतिष्ठित ऑर्डर मिला है। सील का आकार 480 मिमी है, जो संभवतः भारत में अब तक बनी स्प्लिट सील का सबसे बड़ा आकार है। परियोजना विनिर्देशों द्वारा निर्धारित विशिष्ट मापदंडों के मद्देनजर सील का डिजाइन बहुत स्पष्ट और महत्वपूर्ण है। इसके कुछ विवरण इस प्रकार हैं।

- एक 'पूरी तरह से' विभाजित सील, जो इतने बड़े आकार के लिए एक चुनौती बन जाती है, खासकर जब अपेक्षित रिसाव दर हासिल करनी हो। - एक शटडाउन सील, जो पूरी तरह से विभाजित डिजाइन में है और जो मुख्य सील असेंबली का एक अभिन्न अंग बन जाती है। जब रखरखाव के लिए उपकरण

बंद किया जाता है तो शटडाउन सील चालू हो जाती है। जब पंप का रखरखाव किया जा रहा हो तो शटडाउन सील मूल रूप से सिस्टम पर दबाव डाले बिना पूरी प्रक्रिया को रोके रखती है।

- विशिष्ट स्थापना आवश्यकताएँ: लगभग आधा मीटर व्यास का होने के कारण, मशीन पर स्थापित करने के लिए सील असेंबली को संचालित करना मुश्किल हो जाता है। गौरतलब है कि वांछित प्रदर्शन मापदंडों को प्राप्त करने के लिए बहुत सूक्ष्म स्तर की समझ और विशेषज्ञता की आवश्यकता होती है और सीलमैटिक के पास इस उत्पाद के डिजाइन और इंजीनियरिंग में विशेषज्ञता है। विशेष रूप से, सील चेहरों को विभाजित करना एक बहुत ही महत्वपूर्ण और जटिल प्रक्रिया है, जिसे बहुत वैज्ञानिक तरीके से और बड़ी सटीकता के साथ किया जाना चाहिए और स्थानीय रूप से सीलमैटिक एकमात्र भारतीय कंपनी है जो इस जटिल प्रक्रिया को मीरा रोड, ठाणे स्थित अपने कारखाने में करती है। यह आने वाले दशकों के लिए कंपनी के

लिए वार्षिकी स्पेयर पार्ट्स व्यवसाय उत्पन्न करेगा, जो कंपनी की टॉप लाइन को बढ़ाएगा और बॉटम लाइन के लिए एक बड़ा बूस्टर होगा। उल्लेखनीय है कि तेलंगाना राज्य में उद्योग के लिए प्राणहिता चवेह्ला लिफ्ट सिंचाई परियोजना गोदावरी नदी की प्राणहिता सहायक नदी के पानी का दोहन करने के लिए एक लिफ्ट सिंचाई परियोजना है। प्राणहिता नदी पर नदी जल मोड़ बैरज तेलंगाना के कोमाराम भीम जिले के धम्मिदह्वी गांव में स्थित है। यह लिफ्ट नहर गोदावरी नदी के पानी को कृष्णा नदी बेसिन तक पहुंचाकर एक अंतर-नदी बेसिन स्थानांतरण लिंक है। दक्षता में कोई समझौता किए बिना इस स्थानांतरण की प्रभावशीलता को प्राप्त करने में मेटल वॉल्यूट पंप और सीलिंग व्यवस्था प्रमुख भूमिका निभाती है।

प्रबंधन के आदेश से सृचना

बिजनेस रेमेडीज के सभी पूर्ण पर प्रकाशित खबर से प्रामाणिक और विश्वसनीय प्रकाश के बिना या अन्य किसी भी प्रकार का निर्धारण नहीं किया जाएगा। अगर कोई ऐसा करता है तो इसकी समस्त जिम्मेदारियाँ स्वयं को धारण करनी होंगी। बिजनेस रेमेडीज के लिए प्रकाशित खबरें प्रकाशित नहीं होंगी।

सभी डायरेक्ट मार्केटिंग सॉल्यूशंस मुहैया करवाने का काम करती है 'इनोवाटस एंटरटेनमेंट नेटवर्कस लि.' आज खुलकर 27 जुलाई, 2023 को बंद होगा कंपनी का आईपीओ



कंपनी प्रवक्तों का अनुभव

मुम्बई आधारित 'इनोवाटस एंटरटेनमेंट नेटवर्कस लि.' इवेंट इत्यादि डायरेक्ट मार्केटिंग सॉल्यूशंस मुहैया करवाने का काम करती है। कंपनी द्वारा कार्यशील पूंजी आवश्यकताओं की पूर्ति हेतु पूंजी जुटाने, इवेंट संबंधित मैटेरियल खरीदने व सामान्य कॉर्पोरेट खर्चों की पूर्ति हेतु बीएसई एसएमई प्लेटफॉर्म पर आईपीओ लाया जा रहा है। बिजनेस रेमेडीज की टीम ने कंपनी प्रबंधन से कंपनी की कारोबारी गतिविधियों के संबंध में जानकारी हासिल की।

यह करती है कंपनी: वर्ष 2012 में 'इनोवाटस एंटरटेनमेंट नेटवर्कस लि.' का इनकॉर्पोरेशन हुआ था। कंपनी सभी डायरेक्ट मार्केटिंग सॉल्यूशंस जैसे मैनेजमेंट, सीआरएम, बीटबी और बीटसी एक्टिविटीज व इवेंट्स मुहैया करवाती है। कंपनी के बिजनेस पोर्टफोलियो में इवेंट मैनेजमेंट, एक्टिविटीज और प्रदर्शनियों जैसी सेवाएं प्रदान करती हैं, जिसमें इवेंट को-ऑर्डिनेशन, प्री और पोस्ट इवेंट पब्लिसिटी, प्रोडक्शन, प्रिंटिंग और डिस्ट्रीब्यूशन, वेन्यू रिसर्च एंड बुकिंग, स्टाफिंग, गेस्ट स्पीकर्स, सेलिब्रिटी

36 वर्षीय यूवा उद्यमी अजरुहीन आर. मुह्ला कंपनी के प्रवक्त एवं निदेशक हैं। उन्होंने मुंबई विश्वविद्यालय से बी.कॉम. की डिग्री हासिल की है। उनके पास ब्रॉकिंग एवं बैंकिंग उद्योग में मार्केटिंग का एक दशक से अधिक का अनुभव है। वह पहले बैंकिंग और ब्रॉकिंग उद्योग के साथ-साथ एम्पल में ट्रेडिंग और सप्लाइ विभाग में भी काम कर रहे थे। वें कंपनी को रणनीतिक मार्गदर्शन प्रदान करते हैं। इसके साथ ही कंपनी कॉर्पोरेट प्रवक्त मिनीबॉस कंस्ट्रेंसी प्राइवेट लिमिटेड और रिचपोकेट्स ऑनलाइन सर्विसेज प्राइवेट लिमिटेड है।

मैनेजमेंट, ट्रांसपोर्ट, आवास, कैंटरिंग, ट्रांसलेटर, ऑन-साइट मैनेजमेंट, उन्नत तकनीकी सहायता, स्कूल/कॉलेज एक्टिविटीज, मॉल प्रमोशन, सोसाइटी प्रमोशन, इवेंट प्रोडक्शन, प्रदर्शनी, डिजाइन और फेब्रिकेशन, सेमी व परमानेंट डिस्प्ले, इलेक्ट्रिकल कंस्ट्रक्शन प कंसल्टेशन, ग्राफिक डिजाइन और प्रोडक्शन, लाइटिंग, सेमी और परमानेंट साइन एज और बिल बोर्ड, लेटरिंग, ग्लोबल एक्जिबिट मैनेजमेंट और कस्टम और सिस्टम रेंटल प्रोग्राम जैसी सेवाएं शामिल हैं।

कंपनी का वित्तीय प्रदर्शन: वित्त वर्ष 2020 में कंपनी ने 10.42 करोड़ रुपए का राजस्व एवं 29.44 लाख रुपए का कर पश्चात शुद्ध लाभ, वित्त वर्ष 2021 में 7.84 करोड़ रुपए का राजस्व एवं 33.38 लाख रुपए का कर पश्चात शुद्ध लाभ, वित्त वर्ष 2022 में 7.87 करोड़ रुपए का राजस्व एवं 30.19 लाख रुपए का कर पश्चात शुद्ध लाभ अर्जित किया है। वित्त वर्ष 2023 में सितम्बर, 2022 तक की अवधि तक कंपनी ने 6.83 करोड़ रुपए का राजस्व एवं 29.90 लाख रुपए का कर पश्चात शुद्ध लाभ अर्जित किया है। वित्त वर्ष 2023 में सितम्बर, 2022 तक की अवधि तक कंपनी की कुल असेट करीब 5.91 करोड़ रुपए, नेटवर्थ करीब 2.65 करोड़ रुपए और रिजर्व एंड सरप्लस 64.08 लाख रुपए दर्ज की गई। उक्त अवधि तक कंपनी पर कुल 1.52 करोड़ रुपए का कर्ज था। नेटवर्थ के मुकाबले कंपनी का कर्ज काफी कम है। कंपनी का आईपीओ वित्त वर्ष 2023 के अनुसार 16.77 के फोर्वाड पीई मल्टीपल पर आ रहा है। कंपनी के एनएवी 13.19 के आधार पर कंपनी का आईपीओ 3.79 के प्राइस टू बुक वेल्थ पर आ रहा है।

कंपनी के आईपीओ के संबंध में जानकारी: कंपनी का आईपीओ बीएसई एसएमई प्लेटफॉर्म पर आज खुलकर 27 जुलाई, 2023 को बंद होगा। कंपनी द्वारा 10 रुपए फेसवैल्यू के 1548000 शेयर 50 रुपए प्रति शेयर के भाव पर जारी कर 7.74 करोड़ रुपए जुटाए जा रहे हैं। कंपनी के आईपीओ का मार्केट लॉट



IPO Date	Jul 25, 2023 to Jul 27, 2023
Listing Date	[]
Face Value	₹10 per share
Price	₹50 per share
Lot Size	3000 Shares
Total Issue Size	1,548,000 shares (aggregating up to ₹7.74 Cr)
Fresh Issue	1,548,000 shares (aggregating up to ₹7.74 Cr)
Issue Type	Fixed Price Issue IPO
Listing At	BSE SME
Share holding pre issue	2,410,000
Share holding post issue	3,958,000
Market Maker portion	78,000 shares

सॉल 3000 शेयरों का है। कंपनी के आईपीओ का प्रबंधन प्रमुख लीड मैनेजर कंपनी इवेंचर मर्चेन्ट बैंकर सर्विसेज प्राइवेट लिमिटेड द्वारा किया जा रहा है।

नोट: कंपनी के आईपीओ में निवेश करने से पूर्व निवेशकों को पंजीकृत निवेश सलाहकारों से सलाह लेनी चाहिए।

INDEX	Above / Below	Conf.	Normal Target			On Trending times.			
			T1	T2	T3	T4	T5	T6	
NIFTY Spot	For BUY Above	19,700	19,717	19,730	19,744	19,763	19,775	19,815	19,860
	For SELL Below	19,645	19,628	19,614	19,601	19,581	19,570	19,529	19,485
Bk.Nifty Spot	For BUY Above	45,986	46,026	46,057	46,089	46,134	46,161	46,255	46,357
	For SELL Below	45,860	45,821	45,789	45,757	45,712	45,685	45,591	45,489

Date based on Previous day Closing Source: VAISHALI KALA

GRAVITA
AN INDIAN MULTINATIONAL COMPANY

Recycling For a Better TOMORROW

GLOBAL FOOTPRINT
Network Spread Over 70+ Countries Across 5 Continents

12 ECO CONSCIOUS
State-of-the-art Manufacturing Facilities

RECYCLING DNA
30 Years | 5 Business Verticals | Providing Turnkey Solutions & Consultancy for Recycling Industry

We recycle to save environment

Revenue + 21%

Q1 FY23: 580
Q1 FY24: 703

EBITDA + 24%

Q1 FY23: 65
Q1 FY24: 80

PAT + 22%

Q1 FY23: 43
Q1 FY24: 52

S. No	Particulars	Quarter Ended 30.06.2023	Quarter Ended 31.03.2023	Quarter Ended 30.06.2022	Year Ended 31.03.2023
		UNAUDITED	AUDITED	UNAUDITED	AUDITED
1	Total Income from operations (Net)	726.74	772.06	630.01	2,893.68
2	Net Profit/(Loss) for the period (Before Tax, Exceptional and/or Extraordinary Items, Share of Loss of Associate)	61.16	69.77	49.97	227.59
3	Net Profit/(Loss) for the period before Tax (After Exceptional and/or Extraordinary Items)	61.16	69.77	49.97	227.59
4	Net Profit/(Loss) for the period After Tax (After Exceptional and/or Extraordinary Items)	52.55	63.99	44.65	204.09
5	Total Comprehensive Income for the period	50.19	52.55	40.80	203.75
6	Equity Share Capital (Face value per share Rs 2/-)	13.81	13.81	13.81	13.81
7	Reserves (excluding Revaluation Reserve)				575.12
8	Earnings Per Share (After Tax & minority interest) (of Rs 2/- each)				
	(a) Basic:	7.70	9.43	6.28	29.72
	(b) Diluted:	7.70	9.43	6.28	29.72
Key Numbers of Unaudited Standalone Financial Results					
1	Turnover (Net Sales)	653.87	696.36	503.10	2,524.39
2	Profit Before Tax	47.94	52.84	20.28	116.25
3	Profit After Tax	38.72	51.07	16.33	101.15

NOTES:

a) The above is an extract of the detailed format of quarter ended results filed with the Stock Exchanges under Regulation 33 of the SEBI (Listing and other Disclosure Requirements) Regulations, 2015. The full format of the quarter ended results are available on the websites of the Stock Exchanges viz. www.bseindia.com and www.nseindia.com. The same is also available on the website of the company viz. www.gravitaindia.com

b) Exception and/or Extraordinary items adjusted in the Statement of Profit and Loss in accordance with Ind-AS Rules.

c) The above results have been reviewed by the Audit Committee and approved by the Board of Directors at their respective meetings held on 24th July, 2023.

Place : Jaipur
Date : 24th July, 2023

Gravita India Limited
CIN: L29308RJ1992PLC006870
Registered Office: Saurabh, Chittora Road, Harsulia Mod, Diggil Malpura Road, Tehsil - Phagi, Jaipur 303904 (Raj.)
Telephone: +91-141-4057700 | Email: companysecretary@gravitaindia.com
Website: www.gravitaindia.com

For Gravita India Limited
Sd/-
Yogesh Malhotra
Whole-time Director & CEO
DIN : 05332393

IT IS A GOOD TIME TO GET TO KNOW US BETTER

YATHARTH
SUPER SPECIALITY HOSPITALS
GET BETTER

4 hospitals with 1405 beds, 394 critical care beds and 609 distinguished doctors*

2 of our hospitals are amongst top 10 largest private hospitals in Delhi NCR in terms of number of beds in Fiscal 2023*

Noida Extension hospital with 450 beds is one of the largest hospitals in the region*

Generated revenue from operations growth at a CAGR of 50.84% between Fiscal 2021 and Fiscal 2023

EBITDA growth achieved a CAGR of 41.29% between Fiscal 2021 and Fiscal 2023

RoCE is 26.10% and ROE is 35.95% as of March 31, 2023

Plans to invest a significant amount of capital expenditure in creating bed capacity and opening new hospitals

YATHARTH HOSPITAL & TRAUMA CARE SERVICES LIMITED

CENTRES OF EXCELLENCE

Centre of Cardiology | Centre of Neurosciences | Centre of Orthopaedics & Spine & Rheumatology | Centre of Nephrology & Urology | Centre of General Surgery | Centre of Gastroenterology | Centre of Medicine | Centre of Pulmonology
Centre of Gynaecology | Centre of Paediatrics

Registered Office: JA 108, DLF Tower A, Jasola District Centre, South Delhi, Delhi - 110025, India, Tel.: +91 11 4996 7892
Corporate Office: HO-01, Sector-1, Greater Noida West, Uttar Pradesh - 201306, India, Tel.: +91 120 681 1236
Website: www.yatharthhospitals.com, Corporate Identity Number: U85110DL2008PLC174706

*As of March 31, 2023

*Source: CRISIL Report

YATHARTH HOSPITAL & TRAUMA CARE SERVICES LIMITED is proposing, subject to applicable statutory and regulatory requirements, receipt of requisite approvals, market conditions and other considerations, to make an initial public offer of its Equity Shares and has filed the Draft Red Herring Prospectus ("DRHP") dated March 30, 2022 with Securities and Exchange Board of India ("SEBI") on March 31, 2022 and Red Herring Prospectus ("RHP") dated July 18, 2023 with Registrar of Companies, National Capital Territory of Delhi and Haryana ("RoC"). The RHP is available on the website of SEBI at www.sebi.gov.in, the websites of the Stock Exchanges i.e., BSE Limited ("BSE") and National Stock Exchange of India Limited ("NSE") at www.bseindia.com and www.nseindia.com, respectively, and the websites of the Book Running Lead Managers ("BRLMs"), i.e., Intensive Fiscal Services Private Limited, Ambit Private Limited and IIFL Securities Limited at www.intensivefiscal.com, www.ambit.co and www.iiflcap.com, respectively. Investors should note that investment in Equity Shares involves a high degree of risk and for details relating to such risk, please see the section entitled "Risk Factors" on page 26 of the RHP. Potential investors should not rely on the DRHP filed with SEBI for making any investment decision. The Equity Shares offered in the Offer have not been and will not be registered under the U.S. Securities Act or any state securities laws in the United States, and may not be offered or sold within the United States, except pursuant to an exemption from, or in a transaction not subject to, the registration requirements of the U.S. Securities Act and applicable state securities laws in the United States. Accordingly, the Equity Shares are being offered and sold outside the United States in offshore transactions in compliance with Regulation S and the applicable laws of the jurisdiction where those offers and sales are made.

AdFactors