



Swarnkar & Co

Chartered Accountants

**Independent Auditor's Report
Prepared for Consolidation Purposes**

From: Swarnkar & Co.

Subject: Component Audit of Gravita Neatherlands B.V. for the year ended 31st March, 2023

To: R Sogani & Associates, Jaipur, India

We have audited, for the purpose of your audit of the consolidated financial statements of **Gravita Global PTE Limited**, the accompanying Balance Sheet of **Gravita Neatherlands B.V.** as at 31st March 2023, and Profit & Loss A/c and other reconciliations and information (all collectively referred to as the Fit For Consolidation (FFC) Accounts)

Management's Responsibility for the Financial Statements

Management is responsible for the preparation and presentation of the FFC Accounts in accordance with accounting policies generally accepted in India. This responsibility includes designing, implementing and maintaining internal control relevant to the preparation and presentation of the FFC Accounts that is free from material misstatement, whether due to fraud or error, selecting and applying appropriate accounting policies, and making accounting estimates that are reasonable in the circumstances. The FFC Accounts has been prepared solely to enable Gravita India Limited to prepare its consolidated financial statements.

Auditor's Responsibility

Our responsibility is to express an opinion on the FFC Accounts based on our audit. we conducted our audit in accordance with the Standards on Auditing issued by the Institute of Chartered Accountants of India. Those Standards on Auditing require that I comply with ethical requirements and plan and perform the audit to obtain reasonable assurance whether the FFC Accounts are free from material misstatement.



Swarnkar & Co

Chartered Accountants

An audit involves performing procedures to obtain audit evidence about the amounts and disclosures in the FFC Accounts. The procedures selected depend on the auditor's judgment, including the assessment of the risks of material misstatement of the FFC Accounts, whether due to fraud or error. In making those risk assessments, the auditor considers internal control relevant to the entity's preparation and presentation of the FFC Accounts in order to design audit procedures that are appropriate in the circumstances, but not for the purpose of expressing an opinion on the effectiveness of the entity's internal control. An audit also includes evaluating the appropriateness of accounting policies used and the reasonableness of accounting estimates, if any, made by management, as well as evaluating the overall presentation of the FFC Accounts.

We believe that the audit evidence I have obtained is sufficient and appropriate to provide a basis for our audit opinion.

Opinion

In our opinion and to the best of our information and according to the explanations given to us, the accompanying FFC Accounts for **Gravita Neatherlands B.V.** as of **31st March, 2023** and for the year then ended has been prepared, in all material respects, in accordance with accounting principles generally accepted in India.

Restriction on Use and Distribution

These FFC Accounts have been prepared for purposes of providing information to **Gravita Globle Pte Ltd.** to enable it to prepare the consolidated financial statements of the Group. As a result, these FFC Accounts are not a complete set of financial statements of Gravita Global Pte Ltd. in accordance with the accounting principles generally accepted in India and is not intended to give a true and fair view of the financial position of **Gravita Neatherlands B.V.** as of *31st March 2023*, and of its financial performance, in accordance with the accounting principles generally accepted in India. The financial information may, therefore, not be suitable for another purpose.

For Swarnkar & Co.

Chartered Accountants

Firm Reg. No.:- 025928C



Deepak Kumar Swarnkar

(Proprietor)

M. No:-424940

UDIN: 23424940BGTPHY9530

Date: 27-04-2023

Gravita Netherlands B.V.
Balance sheet As at Mar 31, 2023
(All amounts in USD Lacs, unless otherwise stated)

Particulars	Note	As at Mar 31, 2023	As at March 31, 2022
I. ASSETS			
Non - current assets			
Financial Assets			
Investments	2	3,396.32	3,272.99
Loans	3	8,121.96	7,294.15
Other non current assets	4	14.40	-
		11,532.68	10,567.14
Current assets			
Financial Assets			
Trade receivables	5	2,431.95	91.98
Cash and cash equivalents	6	302.60	77.39
Others	7	900.95	1,843.28
Other current assets	4	900.48	2,043.70
		4,535.97	4,056.35
Total Assets		16,068.65	14,623.50
II. EQUITY AND LIABILITIES			
Equity			
Equity share capital	8	14.63	14.63
Other equity	1	6,906.76	5,902.74
Equity attributable to owners of the Company		6,921.38	5,917.37
Non-controlling interests		-	-
Total Equity		6,921.38	5,917.37
Liabilities			
Non - current liabilities			
Financial Liabilities			
Borrowings	9	1,554.36	1,627.73
		1,554.36	1,627.73
Current liabilities			
Financial Liabilities			
(i) Borrowings		-	490.15
Trade payables	10	6,539.25	1,316.81
Other financial liabilities	11	96.41	396.33
Other current liabilities	12	957.25	4,875.10
		7,592.91	7,078.40
Total Equity and Liabilities		16,068.65	14,623.50

Significant Accounting Policies & Notes to Accounts

1 to 19

As per our report of even date attached

For Swarnkar & Co
Chartered Accountants
Firm Reg. No.: 025928C

Deepak Kumar Swarnkar
(Proprietor)
M.No. 424940
Date: 27-04-2023
Place: Jaipur



For and on behalf of the Board of Directors
Gravita Netherlands B.V.

Rajat Sharma
(Director)


Gravita Netherlands B.V.
Statement of profit and loss For the year ended Mar 31, 2023
(All amounts in USD Lacs, unless otherwise stated)

Particulars	Note	For the year ended Mar 31, 2023	For the year ended March 31, 2022
I Revenue from operations	13	41,793.56	25,508.75
II Other income	14	704.46	2,029.59
III Total income		42,498.02	27,538.34
IV Expenses:			
(a) Purchases of Stock-in-trade	15	40,686.44	25,904.10
(b) Changes in inventories of finished goods, Stock-in-trade and work-in-progress	16	546.25	(633.50)
(c) Employee benefits expense	17	-	17.88
(d) Finance costs	18	369.38	172.16
(e) Other expenses	19	610.74	807.16
Total expenses		42,212.82	26,267.79
V Share of profit of associates			
V Profit before tax		285.20	1,270.55
VI Tax expense			
(a) Current tax			
VII Profit for the year		285.20	1,270.55
VIII Other comprehensive income (OCI)			
Items that may be reclassified to profit or loss			
Exchange differences in translating the financial statements of foreign operations	1	718.82	66.33
Income tax relating to items that may be reclassified to profit or loss			
Other comprehensive income		718.82	66.33
VIII Total comprehensive income for the year		1,004.01	1,336.88

Significant Accounting Policies & Notes to Accounts
As per our report of even date attached

1 to 19

For Swarnkar & Co
Chartered Accountants
Firm Reg. No.- 025928C


Deepak Kumar Swarnkar
(Proprietor)
M.No. 424940
Date: 27-04-2023
Place: Jaipur



For and on behalf of the Board of Directors
Gravita Netherlands B.V.


Rajat Sharma
(Director)

Gravita Netherlands B.V.
Statement Of Changes In Equity For The Period Ended Mar 31, 2023
(All amounts in Rs. Lacs, unless otherwise stated)

Note 1-Other Equity


Particulars	Other equity		
	Reserves and surplus		Total
	Securities premium account	Surplus in Statement of Profit and Loss	
Balance as at April 1, 2021	757.10	3,686.03	4,565.86
1 Profit for the year	-	1,270.55	1,270.55
2 Other comprehensive income for the year, net of income tax	-	-	66.33
Total comprehensive income for the year	-	1,270.55	1,336.88
Balance as at March 31, 2022	757.10	4,956.57	5,902.73
1. Profit for the year	-	285.20	285.20
2. Other comprehensive income for the year, net of income tax	-	-	718.82
Total comprehensive income for the year	-	285.20	1,004.02
Balance as at Mar 31, 2023	757.10	5,241.78	6,906.76

For Swarnkar & Co
Chartered Accountants
Firm Reg. No.- 025928C


Deepak Kumar Swarnkar
(Proprietor)
M.No. 424940
Date: 27-04-2023
Place: Jaipur



For and on behalf of the Board of DI
Gravita Netherlands B.V.


Rajat Sharma
(Director)

Gravita Netherlands B.V.
Notes forming part of the financial statements
(All amounts in USD Lacs, unless otherwise stated)

Note 2 - Non-current investments

Particulars	As at Mar 31, 2023	As at March 31, 2022
Investment in equity instruments (valued at cost) (Unquoted, in subsidiary companies)		
Gravita Mozambique LDA	506.32	506.32
Gravita Senegal S.A.U.	456.20	456.20
Gravita Nicaragua S.A.	435.61	435.61
Recylers Gravita Costa Rica SA	131.59	131.59
Gravita Ventures	6.21	6.21
Gravita Mali	13.07	13.07
Gravita USA Inc	166.60	166.60
Gravita Jamacia Ltd.	186.74	186.74
Navam Lanka Limited	617.42	617.42
Gravita Tanzania Ltd	183.19	183.19
Recylers Ghana Limited	488.91	488.91
Mozamabique Recyclers Lda	6.37	6.37
GRAVITA TOGO SAU	74.75	74.75
Green Recyclers Mozambique LDA	123.33	-
Total investments in subsidiaries	3,396.32	3,272.99
Aggregate amount of unquoted investments	3,396.32	3,272.99

Note 3 - Loans

Particulars	As at Mar 31, 2023	As at March 31, 2022
Non current, Unsecured, considered good		
Less : Allowance for bad and doubtful loans		
Total	8,121.96	7,294.15

Note 4 - Other assets

Particulars	As at Mar 31, 2023	As at March 31, 2022
Unsecured, considered good		
Non Current		
Other-ONCS	14.40	-
	14.40	-
Current		
Advances to related parties	716.46	1,971.36
Advances to vendors	184.02	33.67
Prepaid expenses-current	-	26.02
Corporate Guarantee-Current	-	12.65
	900.48	2,043.70



Gravita Netherlands B.V.
Notes forming part of the financial statements
(All amounts in USD Lacs, unless otherwise stated)

Note 5 - Trade receivables

Particulars	As at Mar 31, 2023	As at March 31, 2022
Unsecured, considered good	2,431.95	91.98
Current	2,431.95	91.98
Non-current	-	-

Note 6 - Cash and cash equivalents

Particulars	As at Mar 31, 2023	As at March 31, 2022
Cash and cash equivalents		
Balances with banks on current accounts	302.60	77.39
Total	302.60	77.39

Note 7 - Financial assets - Others

Particulars	As at Mar 31, 2023	As at March 31, 2022
(a) Non Current		
Other Contractual receivables from related parties	899.75	1,085.21
Dividend Receivable Current	-	758.07
Others (amount deposited with Government authorities)-current	1.14	-
Total	900.89	1,843.28

Note 8 - Equity share capital

Particulars	As at Mar 31, 2023	As at March 31, 2022
Authorised		
Equity shares	73.13	73.13
	73.13	73.13
Issued, subscribed and fully paid up		
Equity shares	14.63	14.63
Total	14.63	14.63

Note 9 - Non - current financial liabilities - Borrowings (at amortised cost)

Particulars	As at Mar 31, 2023	As at March 31, 2022
Secured		
Term loans from banks		
-Term Loan	-	857.77
Loan processing fees	-	(62.17)
Current maturities disclosed under OFL from LTL	-	(490)
Unsecured		
Term loan		
-From related party	1,554.36	1,322.29
Total	1,554.36	1,627.73



Gravita Netherlands B.V.
Notes forming part of the financial statements
(All amounts in USD Lacs, unless otherwise stated)

Note 10 - Trade payables

Particulars	As at Mar 31, 2023	As at March 31, 2022
Outstanding dues to parties other than Micro and Small enterprises	6,539.25	1,316.81
Sundry Creditors Related Party	6,539.25	1,316.81
Total	6,539.25	1,316.81
Current	6,539.25	251.81
Non-Current	-	-

Note 11- Other financial liabilities

Particulars	As at Mar 31, 2023	As at March 31, 2022
Current		
Other Contractual payable to related parties-current	96.41	396.33
	96.41	396.33

Note 12 - Other Liabilities

Particulars	As at Mar 31, 2023	As at March 31, 2022
Current		
Advance received from customers	77.41	-
Advance received from Customers-related party	879.84	4,875.10
	957.25	4,875.10

Note 13 - Revenue from operations

Particulars	For the year ended Mar 31, 2023	For the year ended March 31, 2022
Sale of products (including excise duty)		
Traded goods	41,793.56	25,508.75
Total	41,793.56	25,508.75

Note 14 - Other income

Particulars	For the year ended Mar 31, 2023	For the year ended March 31, 2022
Interest income		
On other financial assets carried at amortised cost	293.86	146.91
Dividend Income		
Dividends from equity investments	410.60	1,882.68
Total	704.46	2,029.59



Gravita Netherlands B.V.
Notes forming part of the financial statements
(All amounts in USD Lacs, unless otherwise stated)

Note 15 - Purchase of stock-in-trade

Particulars	For the year ended Mar 31, 2023	For the year ended March 31, 2022
Remelted Lead ingots	27,182.29	22,383.29
Others	13,504.16	3,520.81
	40,686.44	25,904.10

Note 16 - Changes in inventories of finished goods, Stock-in-trade and work-in-progress

Particulars	For the year ended Mar 31, 2023	For the year ended March 31, 2022
Opening stock		
Traded Goods	633.50	-
Less: Closing stock		
Traded Goods	87.25	633.50
	546.25	(633.50)

Note 17 -Employee benefits expense

Particulars	For the year ended Mar 31, 2023	For the year ended March 31, 2022
Salaries and wages	-	17.88
	-	17.88

Note 18 -Finance costs

Particulars	For the year ended Mar 31, 2023	For the year ended March 31, 2022
Interest costs on		
Interest cost on Borrowings	105.63	87.01
Exchange differences regarded as an adjustment to borrowing costs		
Other borrowing costs	263.75	85.15
	369.38	172.16



Gravita Netherlands B.V.
Notes forming part of the financial statements
(All amounts in USD Lacs, unless otherwise stated)

Note 19 - Other expenses

(Rs. in Lacs)


Particulars	For the year ended Mar 31, 2023	For the year ended March 31, 2022
Rates and taxes	2.15	299.17
Legal and professional	33.32	10.34
Freight and forwarding	(3.56)	-
Rent	0.62	-
Sales commission	56.49	-
Payment to auditors	4.91	-
Written off/provision for doubtful trade receivables, loans and advances	11.72	462.36
Net loss on foreign currency transactions and translation	0.53	-
Loss on sale of Investment	449.56	-
Bank charges	22.64	22.70
Miscellaneous expenses	32.37	12.59
Total	610.74	807.16

For Swarnkar & Co
Chartered Accountants
Firm Reg. No.- 025928C


Deepak Kumar Swarnkar
(Proprietor)
M.No. 424940
Date: 27-04-2023
Place: Jaipur



For and on behalf of the Board of Directors
Gravita Netherlands B.V.


Rajat Sharma
(Director)